

**59 Jurisdictions Included in the report:**

Alabama (AL)	Alaska (AK)	American Samoa (AS)	Arizona (AZ)	Arkansas (AR)
California-RN (CA-RN)	California-VN (CA-VN)	Colorado (CO)	Connecticut (CT)	Delaware (DE)
District of Columbia (DC)	Florida (FL)	Georgia (GA)	Guam (GU)	Hawaii (HI)
Idaho (ID)	Illinois (IL)	Indiana (IN)	Iowa (IA)	Kansas (KS)
Kentucky (KY)	Louisiana-PN (LA-PN)	Louisiana-RN (LA-RN)	Maine (ME)	Maryland (MD)
Massachusetts (MA)	Michigan (MI)	Minnesota (MN)	Mississippi (MS)	Missouri (MO)
Montana (MT)	Nebraska-AP (NE-APRN)	Nebraska (NE)	Nevada (NV)	New Hampshire (NH)
New Jersey (NJ)	New Mexico (NM)	New York (NY)	North Carolina (NC)	North Dakota (ND)
Northern Mariana Islands (CNMI)	Ohio (OH)	Oklahoma (OK)	Oregon (OR)	Pennsylvania (PA)
Rhode Island (RI)	South Carolina (SC)	South Dakota (SD)	Tennessee (TN)	Texas (TX)
Utah (UT)	Vermont (VT)	Virgin Islands (VI)	Virginia (VA)	Washington (WA)
West Virginia-PN (WV-PN)	West Virginia-RN (WV-RN)	Wisconsin (WI)	Wyoming (WY)	

**0 Jurisdictions not included in the report due to non-response:**
**Table of Contents**

<a href="#">1 . Terminology</a>
<a href="#">2 . Agency Type</a>
<a href="#">3 . Accreditation</a>
<a href="#">4 . Program Approval</a>
<a href="#">5 . Exclusively Online RN to BSN Programs</a>
<a href="#">6 . Review of Programs and Site Visits</a>
<a href="#">7 . Fees for Program Review and Site Visits</a>
<a href="#">8 . NCLEX</a>
<a href="#">9 . PN programs</a>
<a href="#">10 . RN Programs</a>
<a href="#">11 . Simulation</a>
<a href="#">12 . Articulation</a>
<a href="#">13 . General Program Approval Requirements</a>
<a href="#">14 . Distance Education</a>
<a href="#">15 . Communication to Boards of Nursing about Education Programs</a>

## Survey Terminology

The following terms are used throughout all surveys:

**Board of Nursing:** Jurisdiction's governmental agency responsible for the regulation of nursing practice. Includes any other terminology to refer to the regulatory authority (i.e., commission, examiners, registration, jurisdiction). When referring to Board of Nursing, the reference collectively includes Board Members, Executive Officer and Staff.

**Jurisdiction:** Refers to state, territory or district where a Board of Nursing is located. May also be used to refer generally to the board of nursing in a particular jurisdiction.

**Board Staff:** Staff of the Board of Nursing

**Executive Officer:** Person responsible for running the Board of Nursing. Includes any other terminology to refer to that authorized person (i.e., Executive Director)

**Board Member:** Member of the governing body of the Board of Nursing as outlined by statute

**Practical nurse or PN:** Licensed practical or vocational nurse (LPN/LVN)

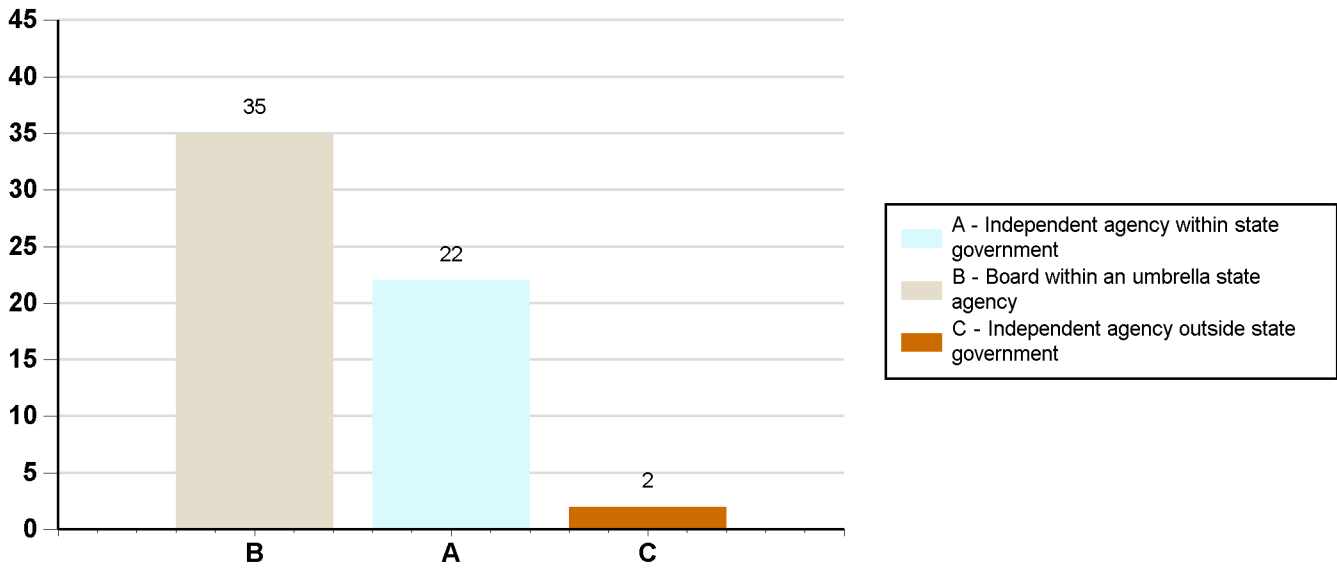
**Program Approval:** The official recognition of nursing education programs which meet standards of approval established by Boards of Nursing. Some Boards of Nursing use the term accreditation instead of approval, but for the purposes of this document the term used will be approval.

**Preceptor:** An individual at or above the level of licensure who may serve as a teacher, mentor, role model, or supervisor in a clinical setting.

**Articulation:** seamless matriculation from the PN degree to the ADN or BSN degree or seamless matriculation from the ADN or diploma degree to the BSN degree or MSN degree.

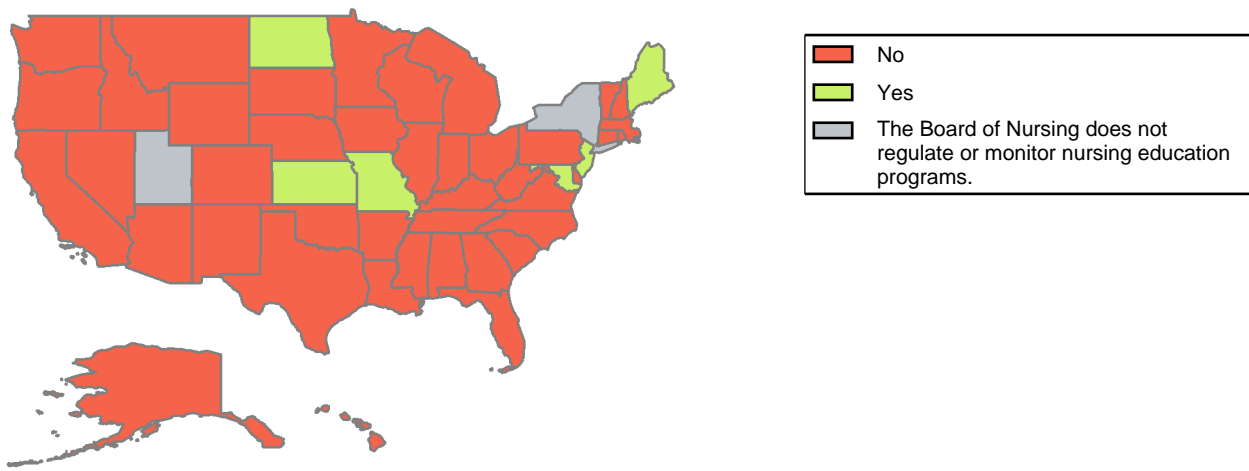
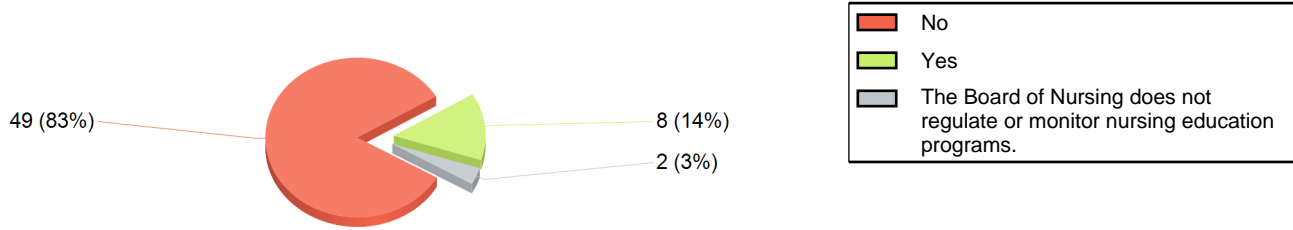
**Distance Education:** Instruction offered by any means where the student and faculty are in separate physical locations.

**Agency Type:**



Responses	Jurisdictions	Number of Boards	Percentage of Boards Responding
Independent agency within state government	AL, AS, AZ, CNMI, KS, KY, LA-RN, ME, MN, MO, MS, ND, NM, NV, OH, OK, OR, SD, TX, WV-PN, WV-RN, WY	22	37%
Board within an umbrella state agency	AK, AR, CA-RN, CA-VN, CO, CT, DC, DE, FL, GA, GU, HI, IA, ID, IL, IN, LA-PN, MA, MI, MT, NE, NE-APRN, NH, NJ, NY, PA, RI, SC, TN, UT, VA, VI, VT, WA, WI	35	59%
Independent agency outside state government	MD, NC	2	3%

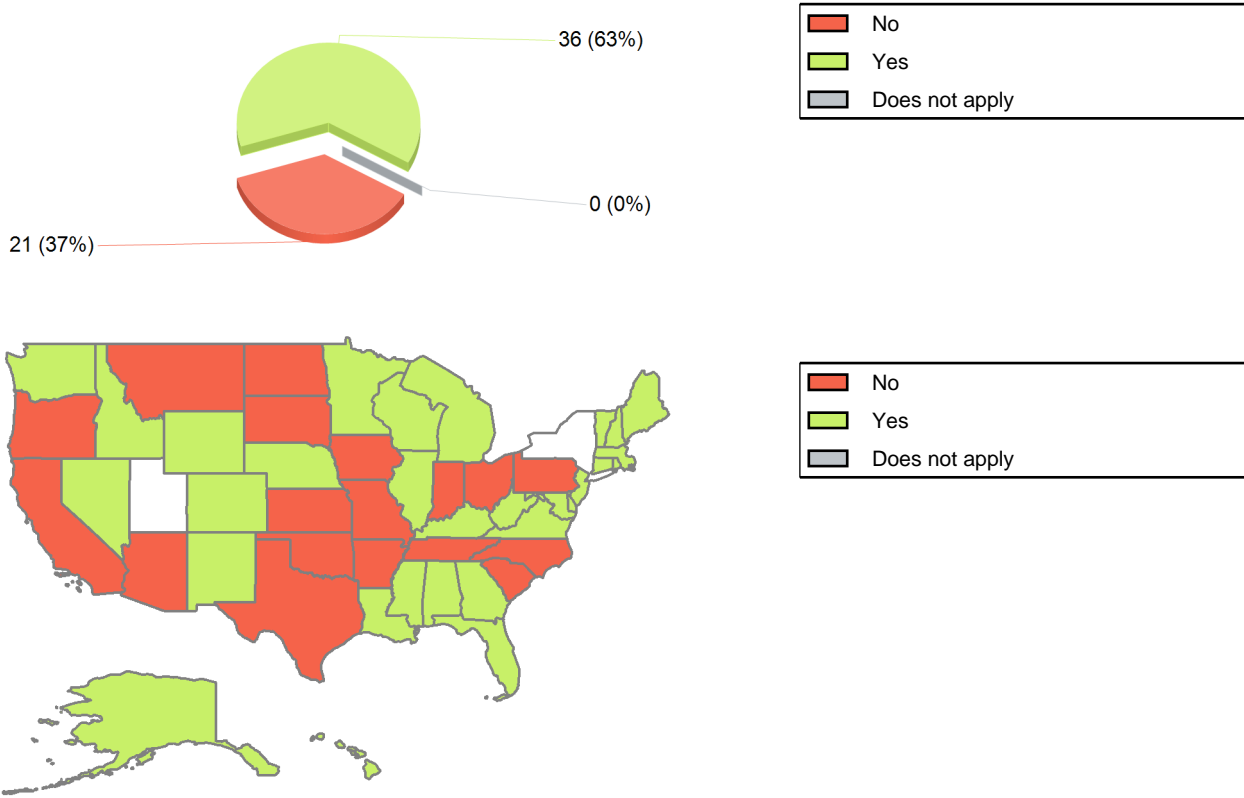
**Q1. Has the Board of Nursing participated in the detailed US Department of Education process to become a recognized accrediting agency?**



\*PN BONs and US Territories are not displayed on the map. For detailed information, please see the text responses below.

Responses	Jurisdictions	Number of Boards	Percentage of Boards Responding
No	AK, AL, AR, AS, AZ, CA-RN, CA-VN, CNMI, CO, CT, DC, DE, FL, GA, HI, IA, ID, IL, IN, KY, LA-PN, LA-RN, MA, MI, MN, MS, MT, NC, NE, NE-APRN, NH, NM, NV, OH, OK, OR, PA, RI, SC, SD, TN, TX, VA, VT, WA, WI, WV-PN, WV-RN, WY	49	83%
Yes	GU, KS, MD, ME, MO, ND, NJ, VI	8	14%
The Board of Nursing does not regulate or monitor nursing education programs.	NY, UT	2	3%

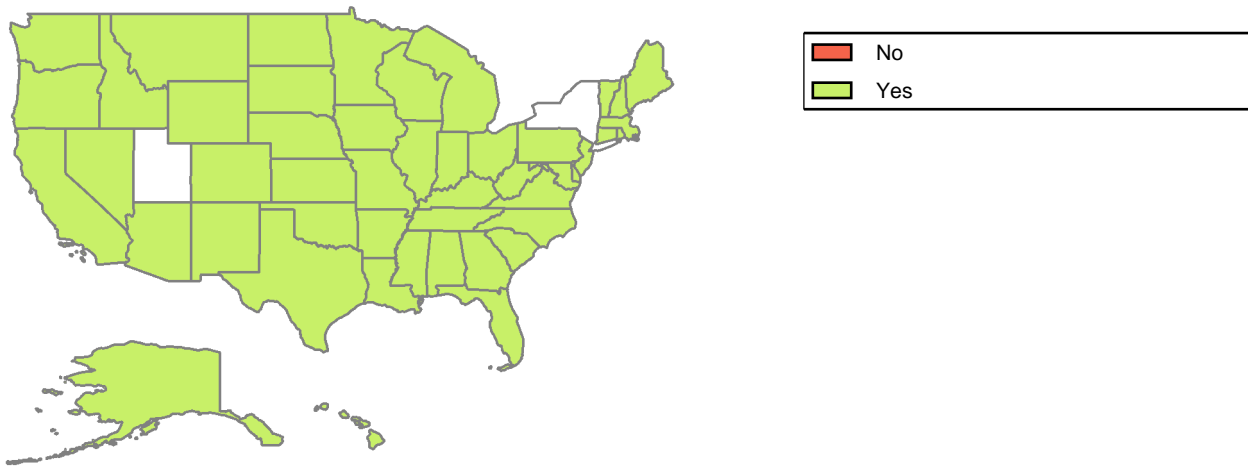

**Q2. Does the Board of Nursing require, by rule or statute, national nursing accreditation (e.g., CCNE, ACEN) for nursing educational programs within the jurisdiction?**



\*PN BONs and US Territories are not displayed on the map. For detailed information, please see the text responses below.

Responses	Jurisdictions	Number of Boards	Percentage of Boards Responding
No	AR, AZ, CA-RN, CA-VN, CNMI, IA, IN, KS, MO, MT, NC, ND, OH, OK, OR, PA, SC, SD, TN, TX, WV-PN	21	37%
Yes	AK, AL, AS, CO, CT, DC, DE, FL, GA, GU, HI, ID, IL, KY, LA-PN, LA-RN, MA, MD, ME, MI, MN, MS, NE, NE-APRN, NH, NJ, NM, NV, RI, VA, VI, VT, WA, WI, WV-RN, WY	36	63%
Does not apply		0	0%

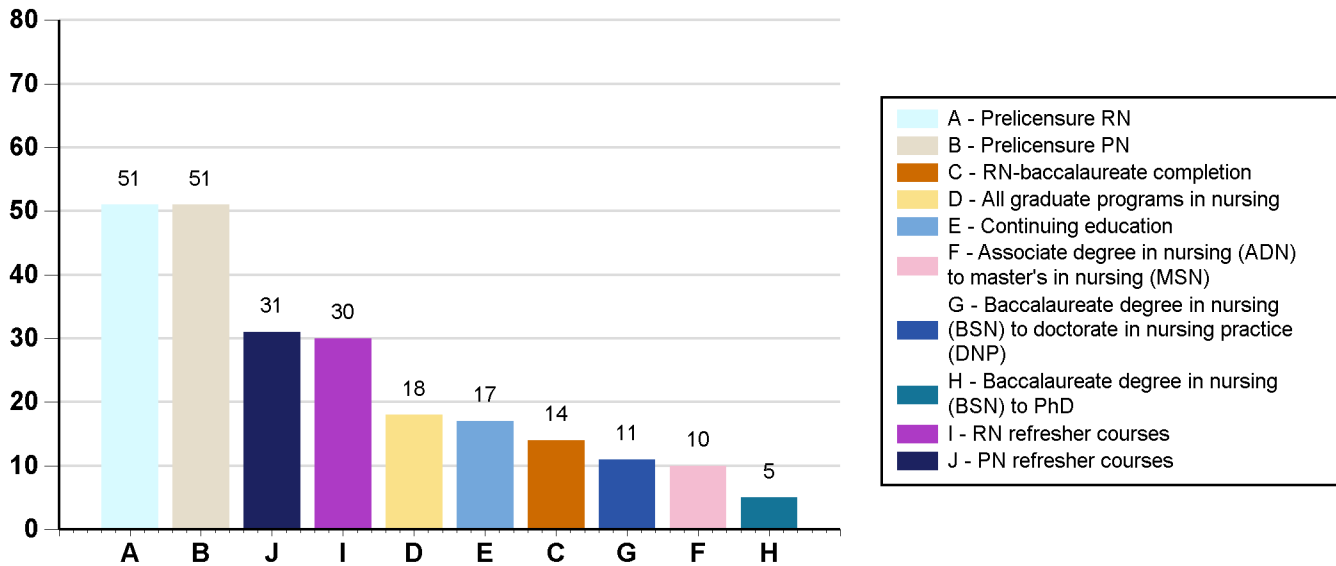
**Q3. Is the Board of Nursing responsible for the approval of nursing educational programs?**



\*PN BONs and US Territories are not displayed on the map. For detailed information, please see the text responses below.

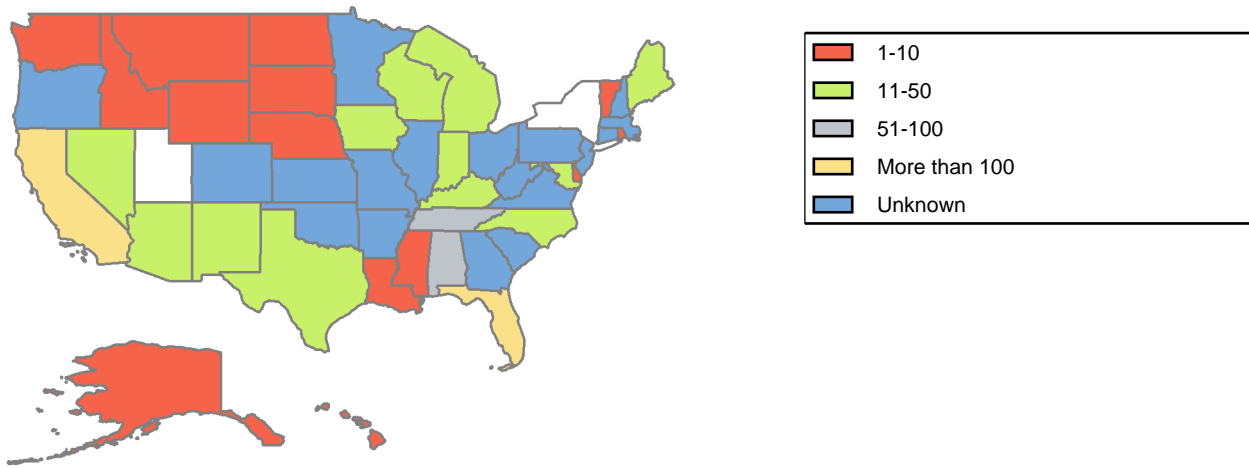
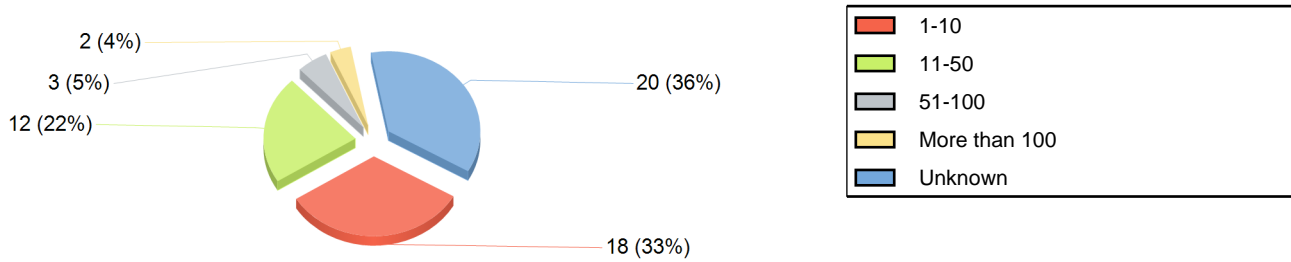
Responses	Jurisdictions	Number of Boards	Percentage of Boards Responding
No	NE-APRN, WV-PN	2	4%
Yes	AK, AL, AR, AS, AZ, CA-RN, CA-VN, CNMI, CO, CT, DC, DE, FL, GA, GU, HI, IA, ID, IL, IN, KS, KY, LA-PN, LA-RN, MA, MD, ME, MI, MN, MO, MS, MT, NC, ND, NE, NH, NJ, NM, NV, OH, OK, OR, PA, RI, SC, SD, TN, TX, VA, VI, VT, WA, WI, WV-RN, WY	55	96%

**Q4. Which of the following educational programs does the Board of Nursing approve? (Check all that apply.)**



Responses	Jurisdictions	Number of Boards	Percentage of Boards Responding
Prelicensure RN	AK, AL, AR, AZ, CA-RN, CNMI, CO, CT, DC, DE, FL, GA, GU, HI, IA, ID, IL, IN, KS, KY, LA-RN, MA, MD, ME, MI, MN, MO, MT, NC, ND, NE, NH, NJ, NM, NV, OH, OK, OR, PA, RI, SC, SD, TN, TX, VA, VI, VT, WA, WI, WV-RN, WY	51	93%
Prelicensure PN	AK, AL, AR, AZ, CA-VN, CNMI, CO, CT, DC, DE, FL, GA, GU, HI, IA, ID, IL, IN, KS, KY, LA-PN, MA, MD, ME, MI, MN, MO, MS, MT, NC, ND, NE, NH, NJ, NM, NV, OH, OK, OR, PA, RI, SC, SD, TN, TX, VA, VI, VT, WA, WI, WY	51	93%
RN-baccalaureate completion	AK, DC, GU, HI, IA, ID, IN, MD, TN, VI, VT, WA, WI, WY	14	25%
All graduate programs in nursing	AK, AL, AR, AS, AZ, DC, HI, IA, ID, LA-RN, ND, OR, SD, TN, VT, WA, WI, WY	18	33%
Continuing education	AS, CA-RN, CA-VN, DC, DE, FL, GU, IL, KS, KY, LA-RN, MI, ND, NV, PA, VI, WV-RN	17	31%
Associate degree in nursing (ADN) to master's in nursing (MSN)	AS, DC, HI, IA, ID, LA-RN, TN, WA, WI, WY	10	18%
Baccalaureate degree in nursing (BSN) to doctorate in nursing practice (DNP)	AS, HI, IA, ID, KS, LA-RN, ND, TN, WA, WI, WY	11	20%
Baccalaureate degree in nursing (BSN) to PhD	IA, TN, WA, WI, WY	5	9%
RN refresher courses	AK, AR, AZ, CT, DE, FL, GA, GU, HI, IL, KS, MD, MN, NC, ND, NE, NH, NV, OK, OR, PA, RI, SC, SD, TN, VI, VT, WA, WI, WY	30	55%
PN refresher courses	AK, AR, AZ, CT, DE, FL, GA, GU, HI, IL, KS, LA-PN, MD, MN, NC, ND, NE, NH, NV, OK, OR, PA, RI, SC, SD, TN, VI, VT, WA, WI, WY	31	56%

Q5. How many RN to BSN programs are in the jurisdiction?

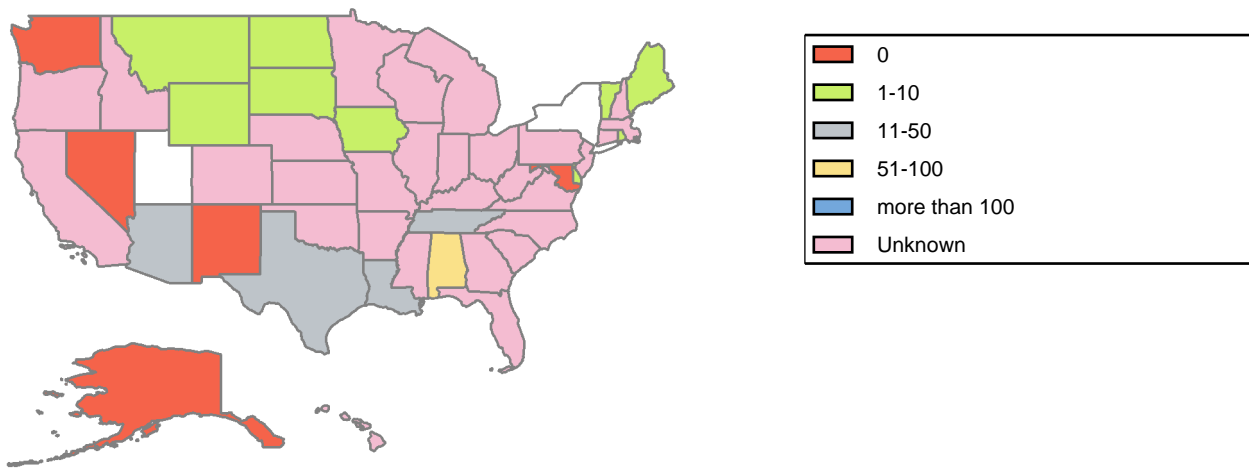
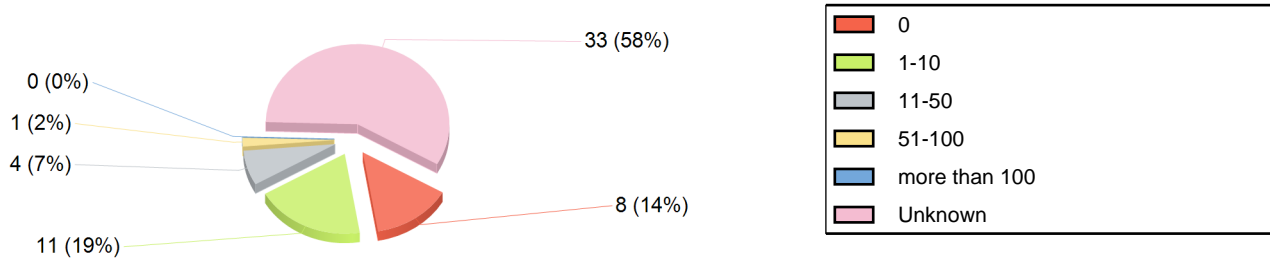


\*PN BONs and US Territories are not displayed on the map. For detailed information, please see the text responses below.

Responses	Jurisdictions	Number of Boards	Percentage of Boards Responding
1-10	AK, AS, DC, DE, GU, HI, ID, LA-RN, MS, MT, ND, NE, RI, SD, VI, VT, WA, WY	18	33%
11-50	AZ, IA, IN, KY, MD, ME, MI, NC, NM, NV, TX, WI	12	22%
51-100	AL, CA-VN, TN	3	5%
More than 100	CA-RN, FL	2	4%
Unknown	AR, CNMI, CO, CT, GA, IL, KS, LA-PN, MA, MN, MO, NH, NJ, OH, OK, OR, PA, SC, VA, WV-RN	20	36%



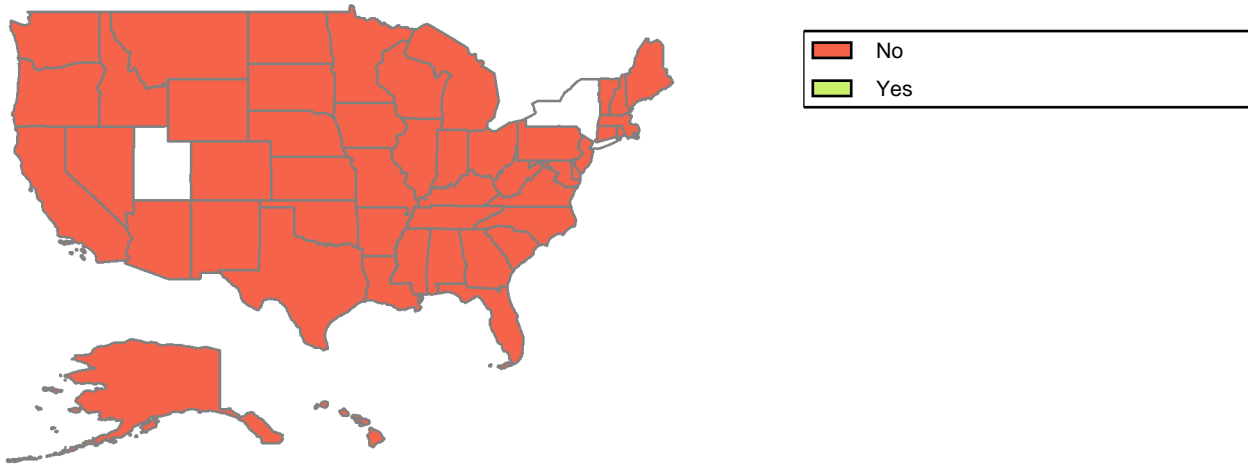
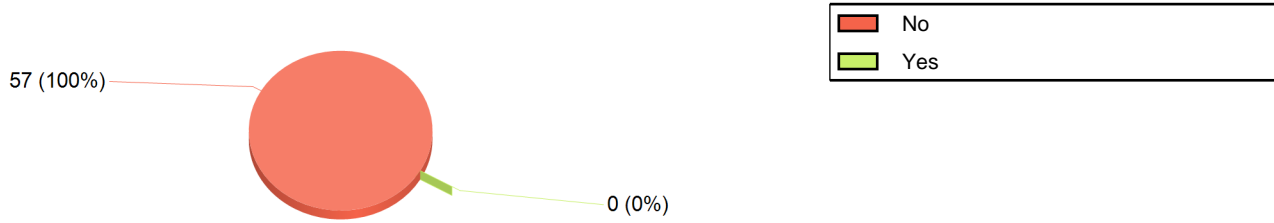
Q6. How many exclusively online RN to BSN programs are in the jurisdiction?



\*PN BONs and US Territories are not displayed on the map. For detailed information, please see the text responses below.

Responses	Jurisdictions	Number of Boards	Percentage of Boards Responding
0	AK, AS, CNMI, MD, NM, NV, WA, WV-PN	8	14%
1-10	DC, DE, IA, ME, MT, ND, RI, SD, VI, VT, WY	11	19%
11-50	AZ, LA-RN, TN, TX	4	7%
51-100	AL	1	2%
more than 100		0	0%
Unknown	AR, CA-RN, CA-VN, CO, CT, FL, GA, GU, HI, ID, IL, IN, KS, KY, LA-PN, MA, MI, MN, MO, MS, NC, NE, NE-APRN, NH, NJ, OH, OK, OR, PA, SC, VA, WI, WV-RN	33	58%

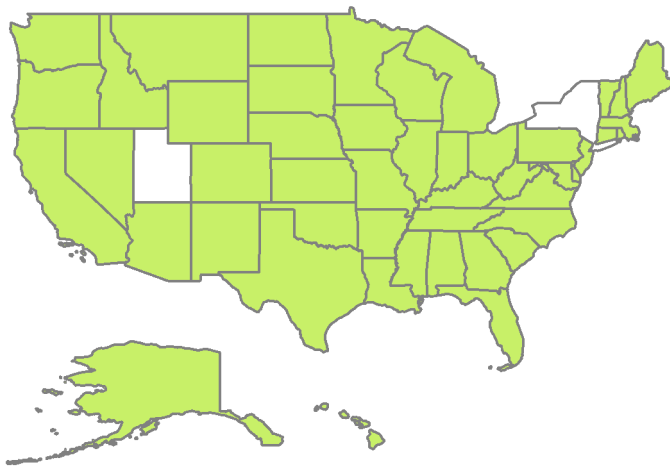
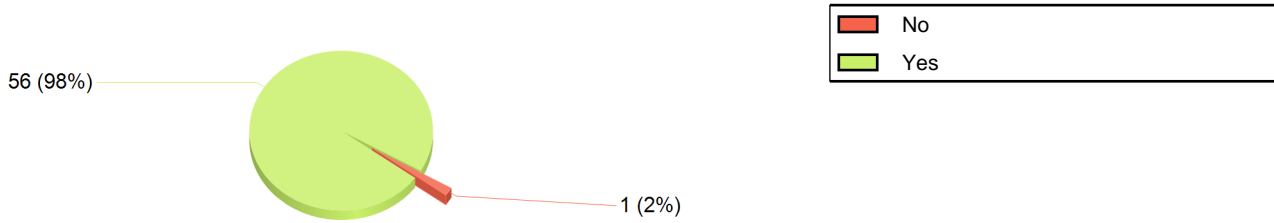
Q7. If the Board of Nursing approves prelicensure nursing programs, would it approve one that offered no supervised clinical experiences for actual patients?



\*PN BONs and US Territories are not displayed on the map. For detailed information, please see the text responses below.

Responses	Jurisdictions	Number of Boards	Percentage of Boards Responding
No	AK, AL, AR, AS, AZ, CA-RN, CA-VN, CNMI, CO, CT, DC, DE, FL, GA, GU, HI, IA, ID, IL, IN, KS, KY, LA-PN, LA-RN, MA, MD, ME, MI, MN, MO, MS, MT, NC, ND, NE, NE-APRN, NH, NJ, NM, NV, OH, OK, OR, PA, RI, SC, SD, TN, TX, VA, VI, VT, WA, WI, WV-PN, WV-RN, WY	57	100%
Yes		0	0%

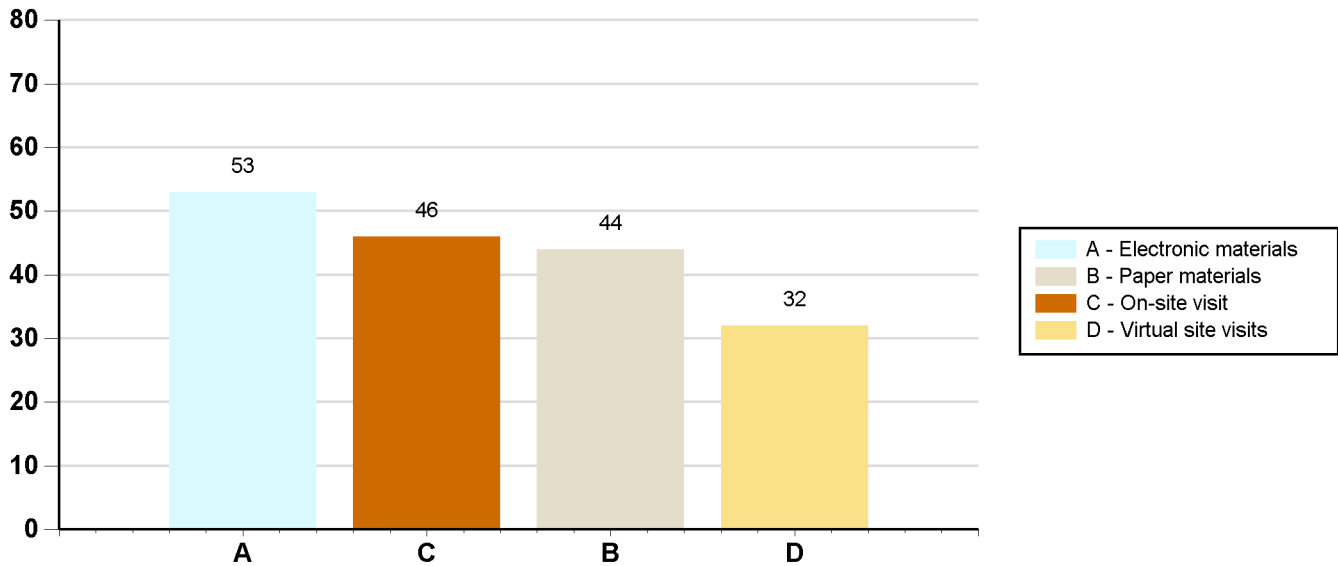
**Q8. Is a regular review of education programs required for ongoing program approval?**



\*PN BONs and US Territories are not displayed on the map. For detailed information, please see the text responses below.

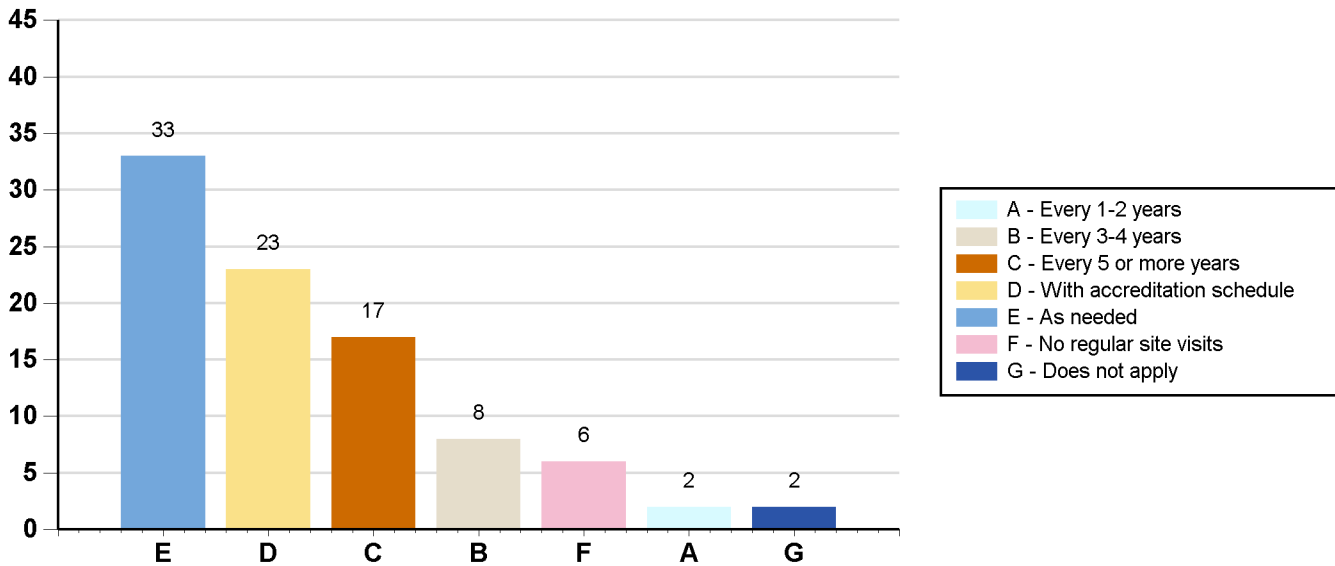
Responses	Jurisdictions	Number of Boards	Percentage of Boards Responding
No	NE-APRN	1	2%
Yes	AK, AL, AR, AS, AZ, CA-RN, CA-VN, CNMI, CO, CT, DC, DE, FL, GA, GU, HI, IA, ID, IL, IN, KS, KY, LA-PN, LA-RN, MA, MD, ME, MI, MN, MO, MS, MT, NC, ND, NE, NH, NJ, NM, NV, OH, OK, OR, PA, RI, SC, SD, TN, TX, VA, VI, VT, WA, WI, WV-PN, WV-RN, WY	56	98%

**Q9. What is the method of review?**



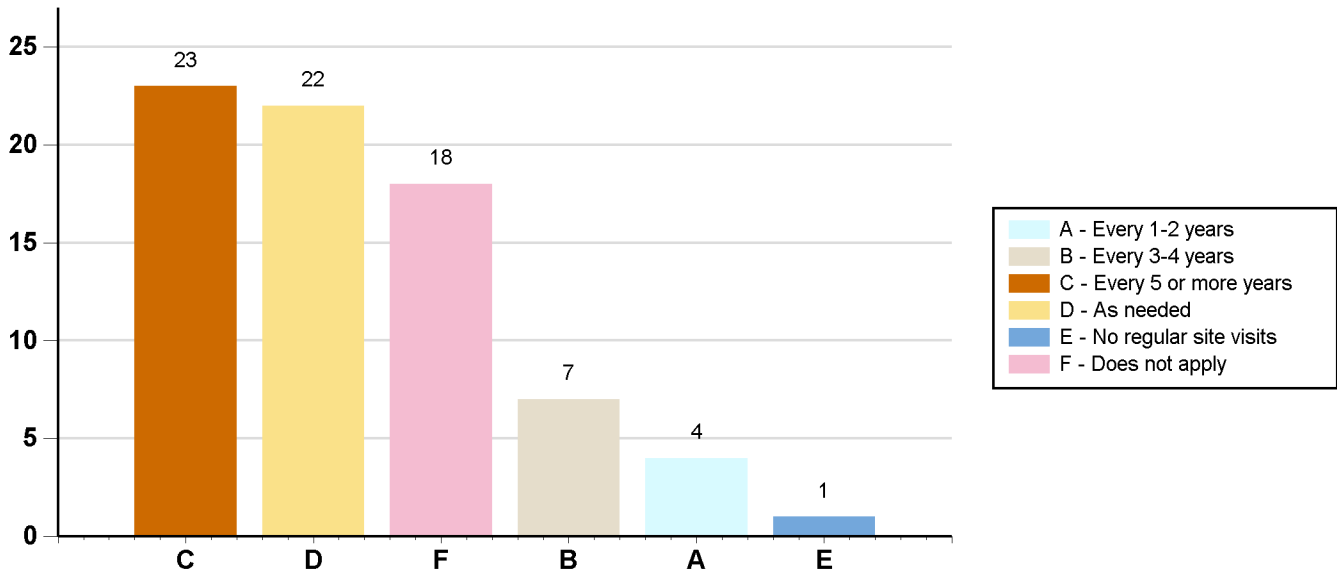
Responses	Jurisdictions	Number of Boards	Percentage of Boards Responding
Electronic materials	AK, AL, AR, AZ, CA-RN, CA-VN, CNMI, CO, CT, DC, DE, FL, GA, GU, IA, ID, IL, IN, KS, KY, LA-PN, LA-RN, MA, MD, ME, MI, MN, MO, MS, MT, NC, ND, NE, NH, NJ, NM, NV, OH, OK, OR, PA, RI, SC, SD, TN, TX, VA, VT, WA, WI, WV-PN, WV-RN, WY	53	95%
Paper materials	AK, AL, AR, AS, CA-RN, CA-VN, CNMI, CT, DC, FL, GU, HI, IA, ID, IN, KS, LA-PN, MA, MD, ME, MI, MO, MS, MT, NC, ND, NE, NH, NJ, NM, NV, OH, OK, OR, PA, RI, SC, SD, TN, VA, VT, WA, WV-PN, WV-RN	44	79%
On-site visit	AK, AL, AR, AS, AZ, CA-RN, CA-VN, CNMI, CT, GA, GU, IA, ID, IN, KS, KY, LA-PN, MA, MD, ME, MN, MO, MS, MT, NC, ND, NE, NH, NM, NV, OH, OK, OR, PA, RI, SC, SD, TN, TX, VA, VI, VT, WA, WV-PN, WV-RN, WY	46	82%
Virtual site visits	AK, AL, CA-RN, CA-VN, GU, IA, ID, KS, KY, LA-PN, MA, MD, MN, MO, MS, MT, NC, ND, NH, NM, OH, OK, OR, PA, SD, TN, TX, VA, VT, WA, WV-RN, WY	32	57%

**Q10. How often are regular site visits performed for a nationally accredited nursing educational program? (Check all that apply)**



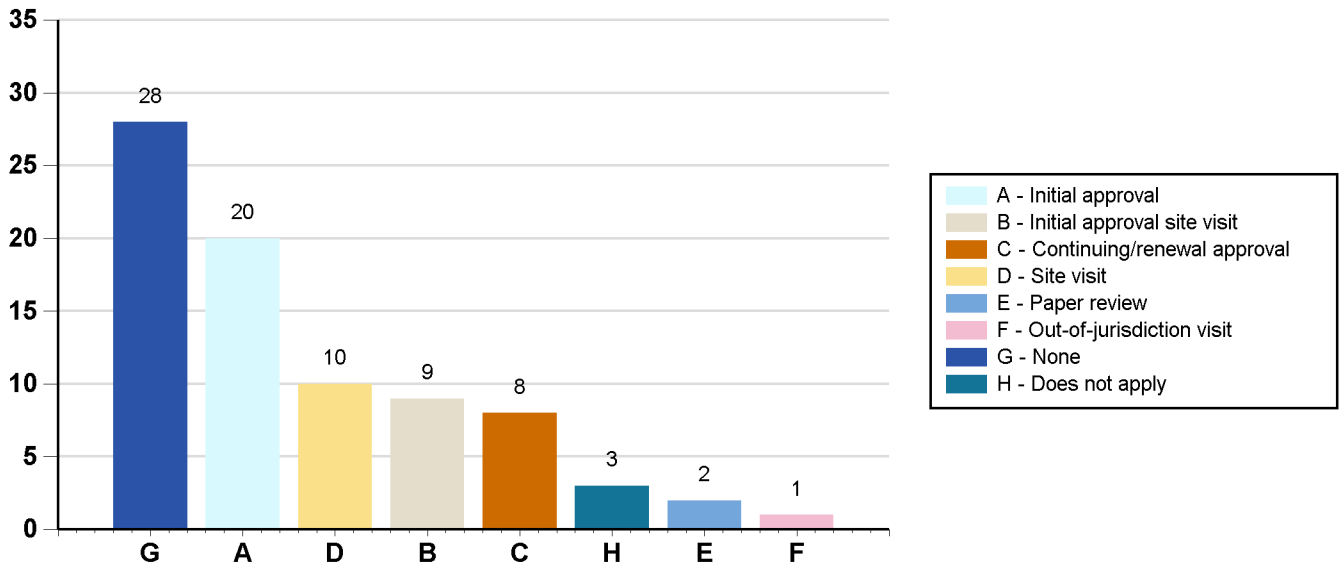
Responses	Jurisdictions	Number of Boards	Percentage of Boards Responding
Every 1-2 years	AK, VI	2	4%
Every 3-4 years	CNMI, NV, OK, OR, PA, VA, WV-PN, WY	8	14%
Every 5 or more years	AL, AR, CA-RN, IA, ID, LA-PN, MD, MO, NC, ND, NE, NH, NM, OH, OR, TN, VA	17	30%
With accreditation schedule	AS, AZ, CA-RN, CA-VN, DC, GU, KS, LA-RN, MA, MD, ME, MN, MO, MS, NC, NH, NJ, NM, OR, RI, VT, WA, WY	23	40%
As needed	AL, AR, AZ, CA-RN, CA-VN, CO, CT, DC, DE, GA, ID, IL, IN, KY, LA-PN, LA-RN, MD, MN, MO, NC, ND, NH, NJ, NM, NV, OK, RI, SC, SD, TN, VT, WA, WY	33	58%
No regular site visits	FL, MI, MT, TX, WI, WV-RN	6	11%
Does not apply	HI, NE-APRN	2	4%

**Q11. How often are regular site visits performed for a nursing educational program which is not nationally nursing accredited? (Check all that apply)**



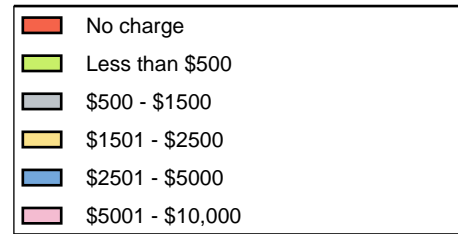
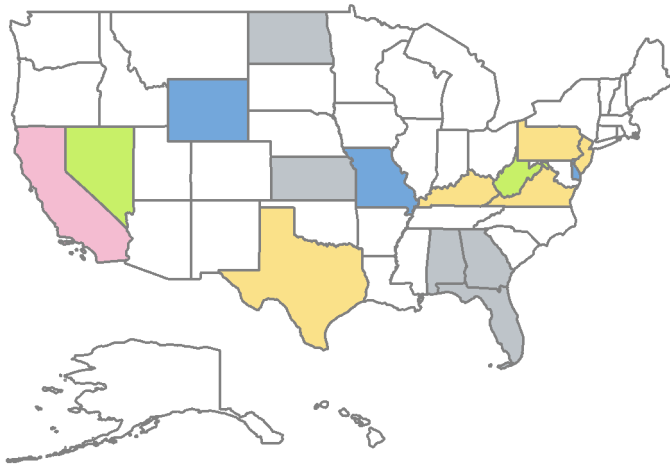
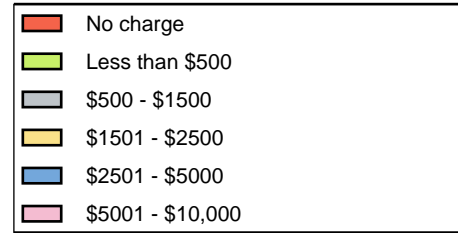
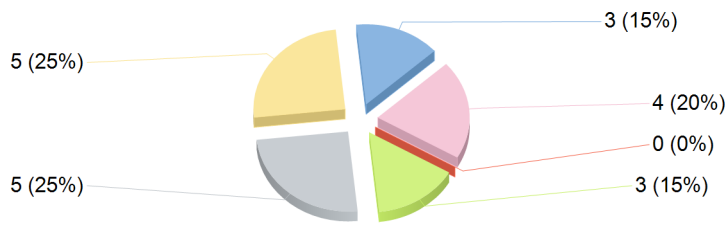
Responses	Jurisdictions	Number of Boards	Percentage of Boards Responding
Every 1-2 years	CA-VN, SD, VI, WV-RN	4	7%
Every 3-4 years	CNMI, MD, NE, NM, OR, PA, WV-PN	7	12%
Every 5 or more years	AL, AR, AZ, CA-RN, CO, CT, IA, ID, KS, MA, MO, MT, NC, ND, NH, OH, OK, OR, SC, TN, TX, VA, WA	23	40%
As needed	AL, AR, AZ, CA-RN, CA-VN, CT, FL, GA, ID, IL, IN, KY, MD, MO, NC, ND, NM, OK, OR, TN, WA, WV-RN	22	39%
No regular site visits	MI	1	2%
Does not apply	AK, AS, DC, DE, GU, HI, LA-PN, LA-RN, ME, MN, MS, NE-APRN, NJ, NV, RI, VT, WI, WY	18	32%

**Q12. Are fees charged during the educational program approval process? (Check all that apply)**



Responses	Jurisdictions	Number of Boards	Percentage of Boards Responding
Initial approval	AL, CA-RN, CA-VN, CNMI, DC, DE, FL, GA, KS, KY, MO, ND, NJ, NV, PA, TX, VA, WV-PN, WV-RN, WY	20	35%
Initial approval site visit	LA-PN, LA-RN, MS, MT, ND, NV, OK, PA, SD	9	16%
Continuing/renewal approval	CA-VN, DC, KS, LA-RN, MO, ND, PA, VA	8	14%
Site visit	LA-PN, LA-RN, MS, MT, ND, NV, OK, SD, VA, WY	10	18%
Paper review	AL, ND	2	4%
Out-of-jurisdiction visit	LA-RN	1	2%
None	AK, AR, AZ, CO, CT, GU, HI, IA, ID, IL, IN, MA, MD, ME, MI, MN, NE, NH, NM, OH, OR, RI, SC, TN, VI, VT, WA, WI	28	49%
Does not apply	AS, NC, NE-APRN	3	5%

**Q13. What is the charge for the initial approval application?**

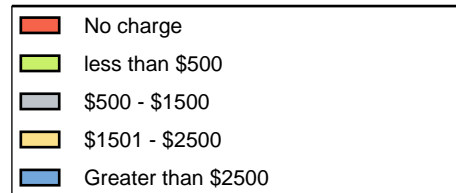
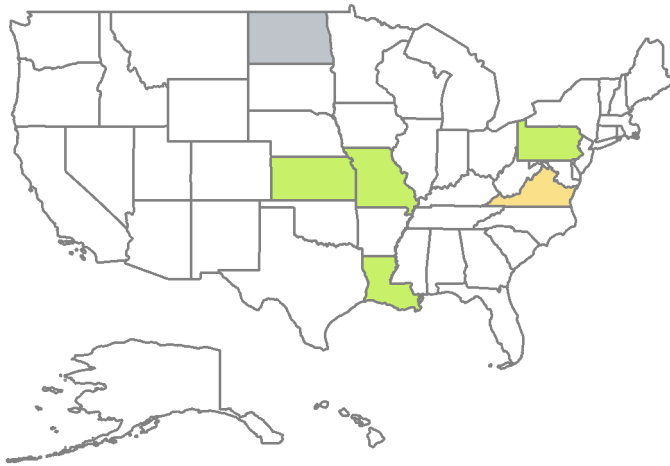
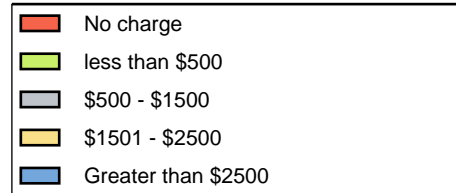
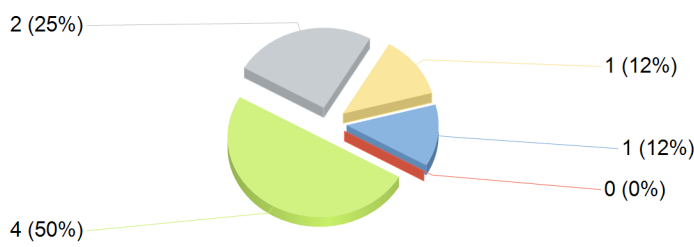


\*PN BONs and US Territories are not displayed on the map. For detailed information, please see the text responses below.

Responses	Jurisdictions	Number of Boards	Percentage of Boards Responding
No charge		0	0%
Less than \$500	NV, WV-PN, WV-RN	3	15%
\$500 - \$1500	AL, FL, GA, KS, ND	5	25%
\$1501 - \$2500	KY, NJ, PA, TX, VA	5	25%
\$2501 - \$5000	DE, MO, WY	3	15%
\$5001 - \$10,000	CA-RN, CA-VN, CNMI, DC	4	20%



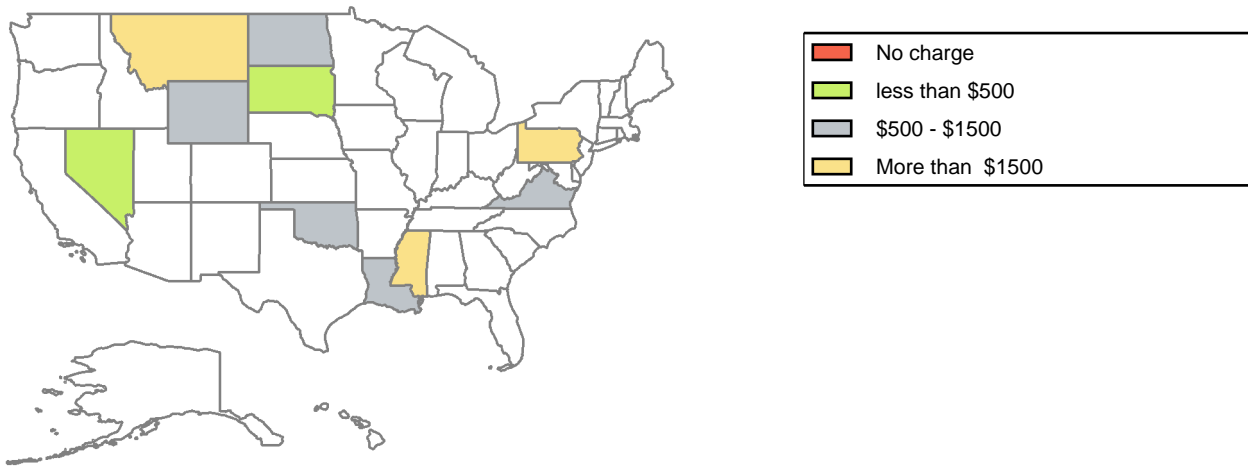
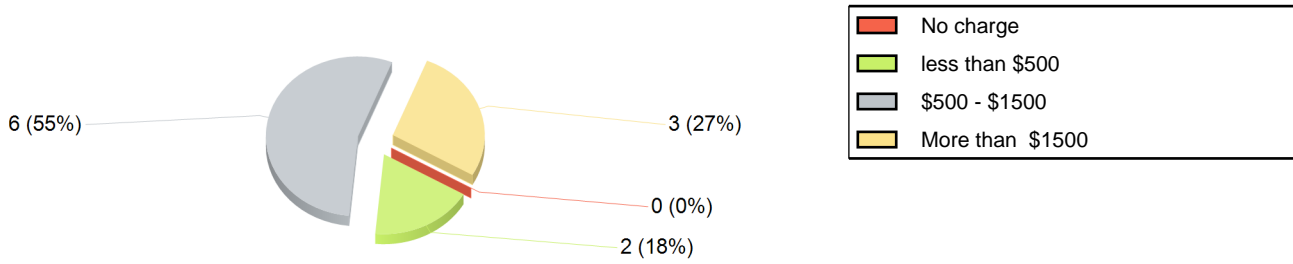
**Q14. What is the charge for the continuing/renewal approval application?**



\*PN BONs and US Territories are not displayed on the map. For detailed information, please see the text responses below.

Responses	Jurisdictions	Number of Boards	Percentage of Boards Responding
No charge		0	0%
less than \$500	KS, LA-RN, MO, PA	4	50%
\$500 - \$1500	DC, ND	2	25%
\$1501 - \$2500	VA	1	12%
Greater than \$2500	CA-VN	1	12%

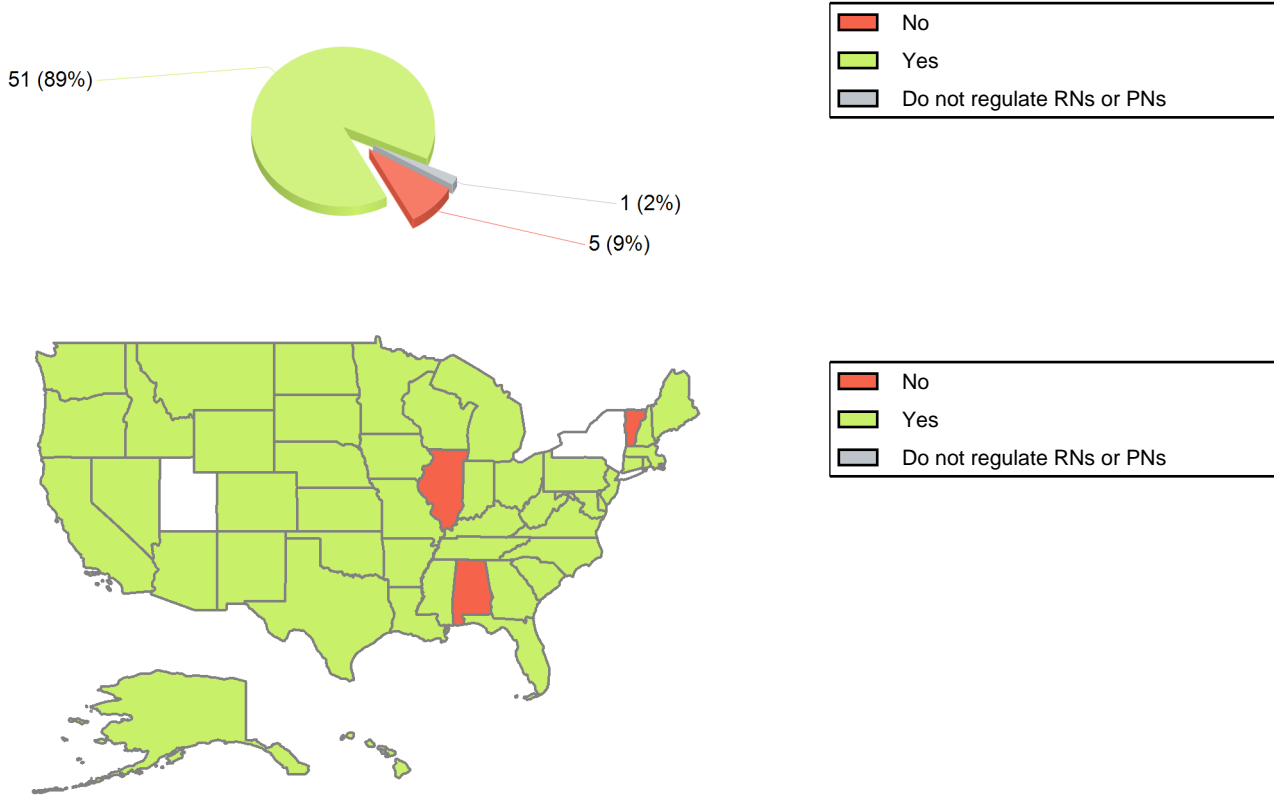
**Q15. What is the charge for the site visit?**



\*PN BONs and US Territories are not displayed on the map. For detailed information, please see the text responses below.

Responses	Jurisdictions	Number of Boards	Percentage of Boards Responding
No charge		0	0%
less than \$500	NV, SD	2	18%
\$500 - \$1500	LA-PN, LA-RN, ND, OK, VA, WY	6	55%
More than \$1500	MS, MT, PA	3	27%

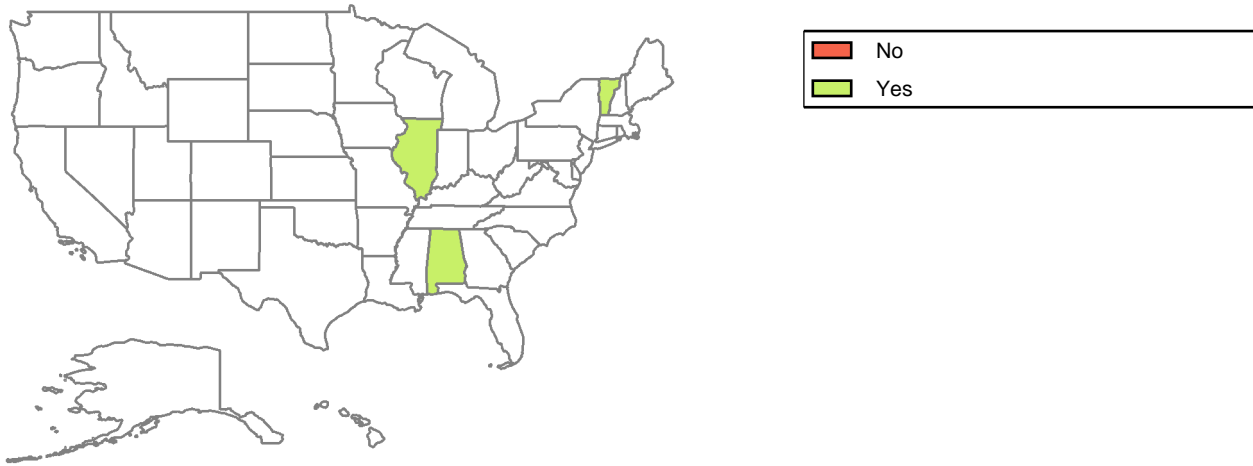
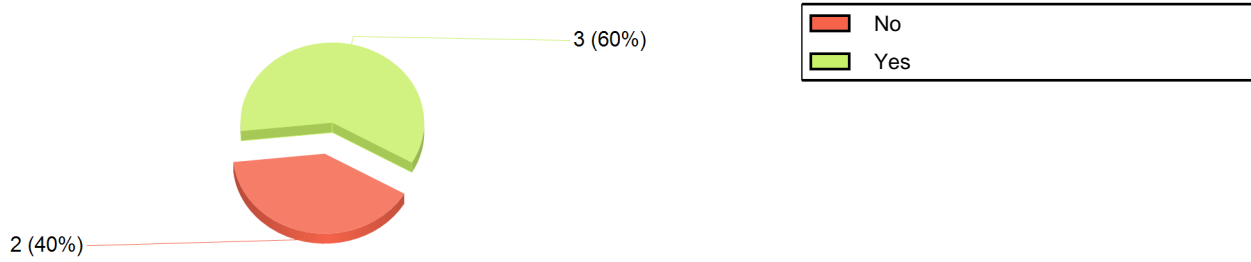
**Q16. Does the Board of Nursing use a specific first-time NCLEX pass rate for continuing program approval?**



\*PN BONs and US Territories are not displayed on the map. For detailed information, please see the text responses below.

Responses	Jurisdictions	Number of Boards	Percentage of Boards Responding
No	AL, AS, IL, VI, VT	5	9%
Yes	AK, AR, AZ, CA-RN, CA-VN, CNMI, CO, CT, DC, DE, FL, GA, GU, HI, IA, ID, IN, KS, KY, LA-PN, LA-RN, MA, MD, ME, MI, MN, MO, MS, MT, NC, ND, NE, NH, NJ, NM, NV, OH, OK, OR, PA, RI, SC, SD, TN, TX, VA, WA, WI, WV-PN, WV-RN, WY	51	89%
Do not regulate RNs or PNs	NE-APRN	1	2%

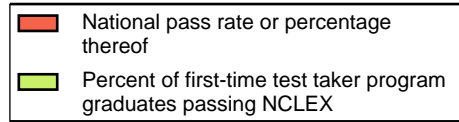
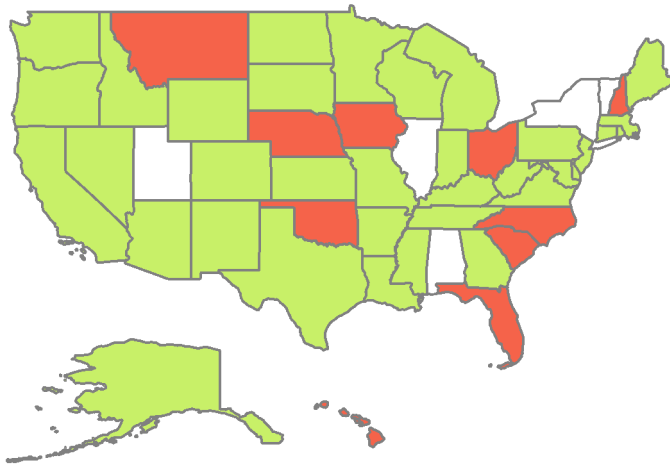
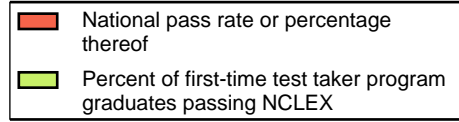
Q17. Does the Board of Nursing use trends of NCLEX pass rates for continuing program approval?



\*PN BONs and US Territories are not displayed on the map. For detailed information, please see the text responses below.

Responses	Jurisdictions	Number of Boards	Percentage of Boards Responding
No	AS, VI	2	40%
Yes	AL, IL, VT	3	60%

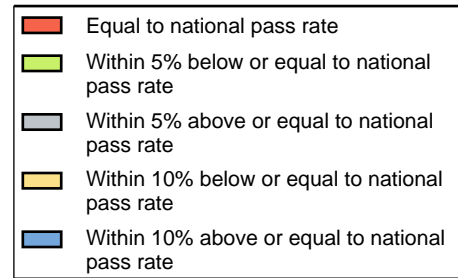
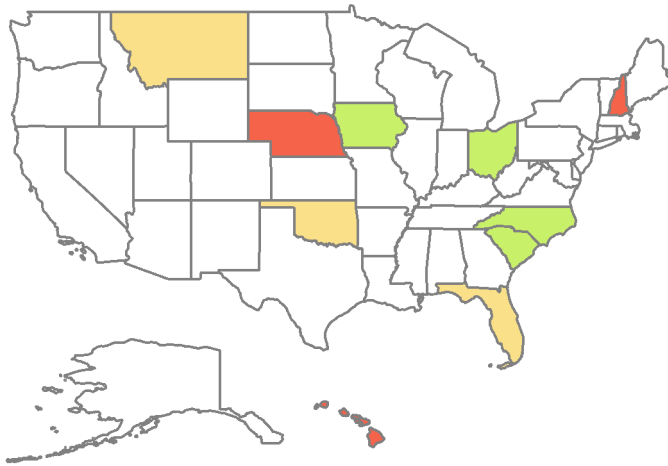
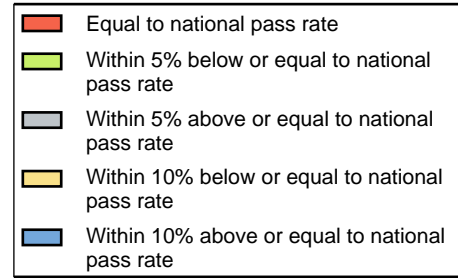
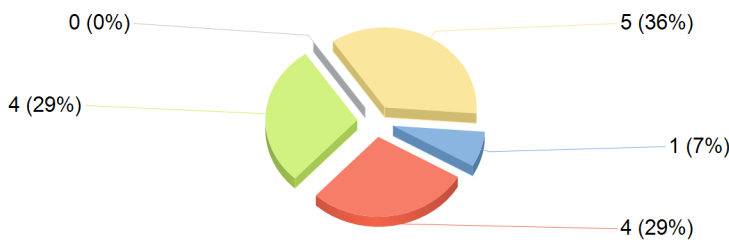
Q18. What standard does the Board of Nursing require for NCLEX pass rate?



\*PN BONs and US Territories are not displayed on the map. For detailed information, please see the text responses below.

Responses	Jurisdictions	Number of Boards	Percentage of Boards Responding
National pass rate or percentage thereof	CA-VN, CNMI, FL, GU, HI, IA, MT, NC, NE, NH, OH, OK, SC, WV-PN	14	27%
Percent of first-time test taker program graduates passing NCLEX	AK, AR, AZ, CA-RN, CO, CT, DC, DE, GA, ID, IN, KS, KY, LA-PN, LA-RN, MA, MD, ME, MI, MN, MO, MS, ND, NJ, NM, NV, OR, PA, RI, SD, TN, TX, VA, WA, WI, WV-RN, WY	37	73%

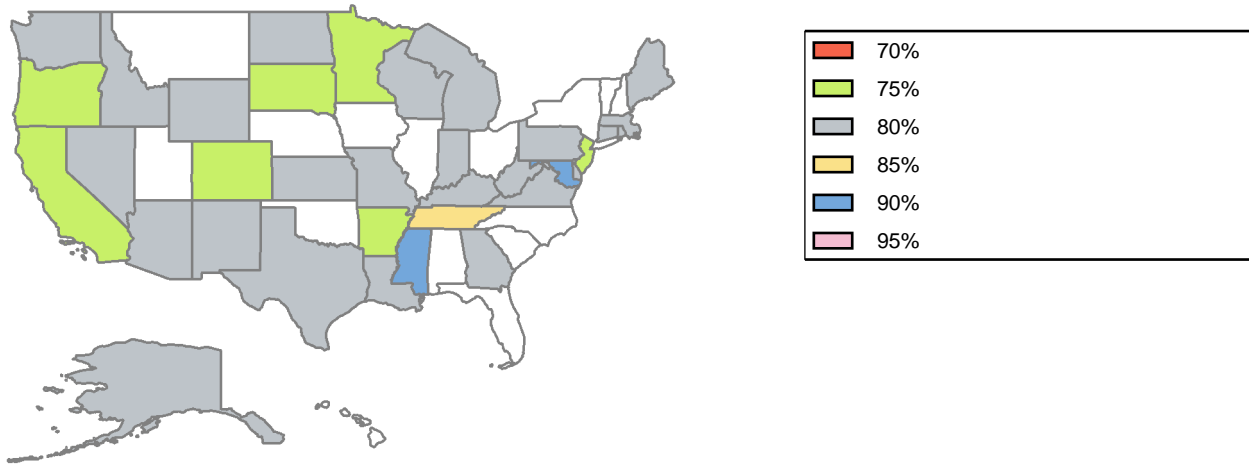
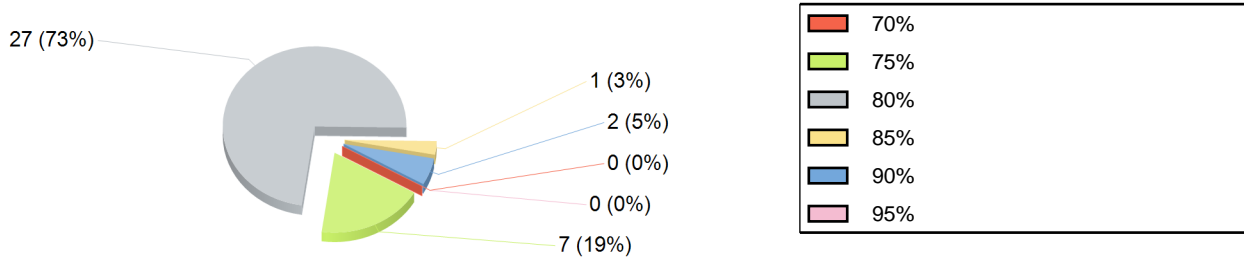
**Q19. If the jurisdiction's NCLEX pass rate standard is a percentage of the national NCLEX pass rate, what percentage do you require?**



\*PN BONs and US Territories are not displayed on the map. For detailed information, please see the text responses below.

Responses	Jurisdictions	Number of Boards	Percentage of Boards Responding
Equal to national pass rate	GU, HI, NE, NH	4	29%
Within 5% below or equal to national pass rate	IA, NC, OH, SC	4	29%
Within 5% above or equal to national pass rate		0	0%
Within 10% below or equal to national pass rate	CA-VN, CNMI, FL, MT, OK	5	36%
Within 10% above or equal to national pass rate	WV-PN	1	7%

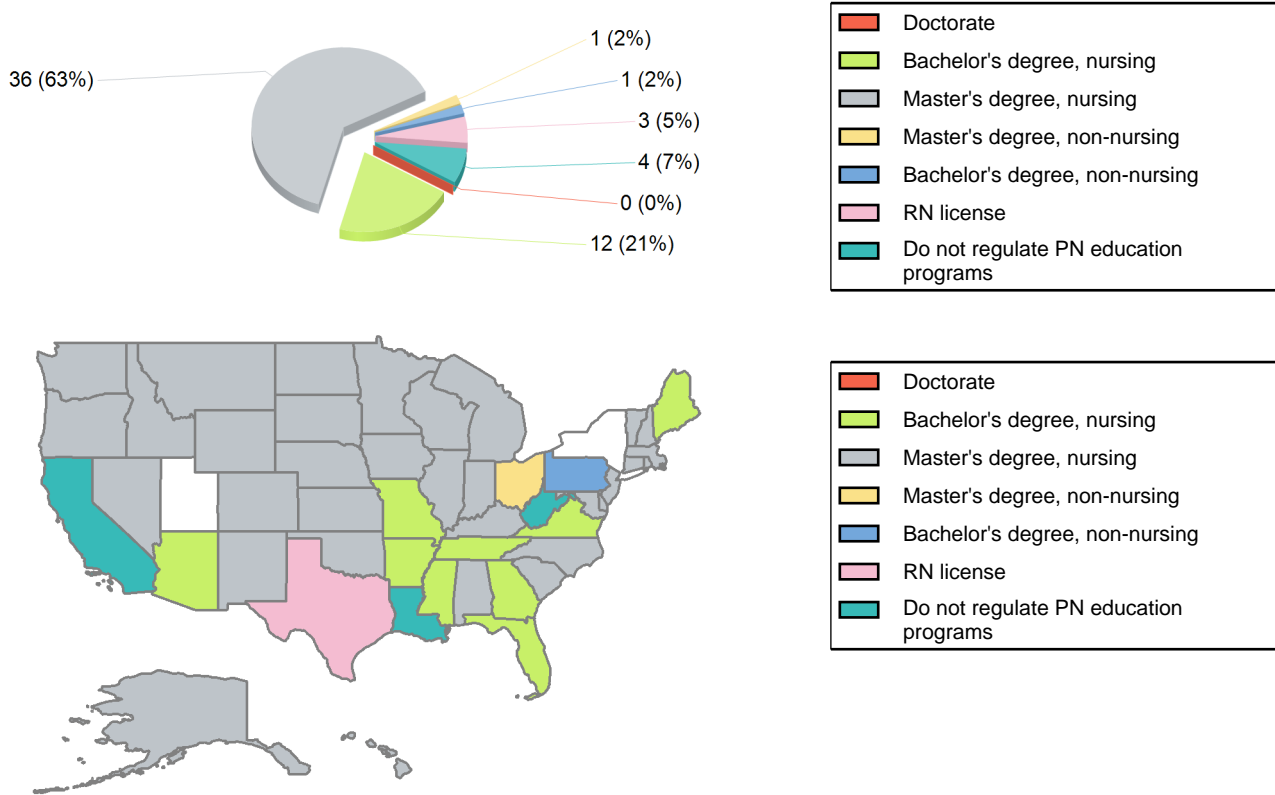
Q20. If the jurisdiction's NCLEX pass rate standard is the first-time NCLEX pass rate of the program, what first-time NCLEX pass rate do you require?



\*PN BONs and US Territories are not displayed on the map. For detailed information, please see the text responses below.

Responses	Jurisdictions	Number of Boards	Percentage of Boards Responding
70%		0	0%
75%	AR, CA-RN, CO, MN, NJ, OR, SD	7	19%
80%	AK, AZ, CT, DC, DE, GA, ID, IN, KS, KY, LA-PN, LA-RN, MA, ME, MI, MO, ND, NM, NV, PA, RI, TX, VA, WA, WI, WV-RN, WY	27	73%
85%	TN	1	3%
90%	MD, MS	2	5%
95%		0	0%

Q21. What are the minimum educational qualifications for PN program administrator?

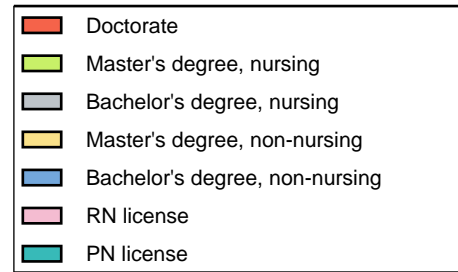
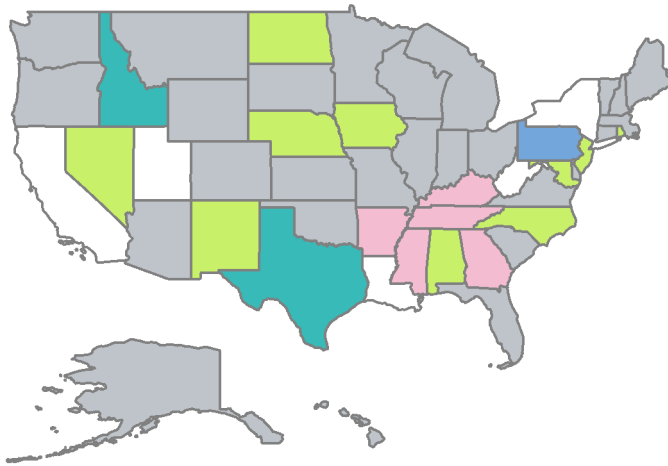
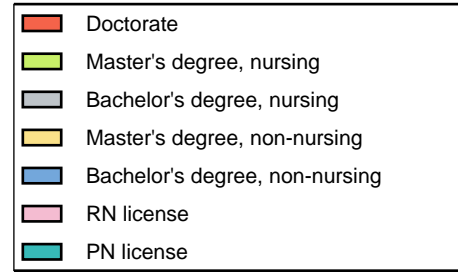
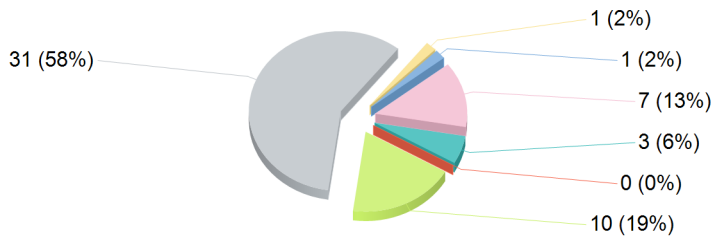


\*PN BONs and US Territories are not displayed on the map. For detailed information, please see the text responses below.

Responses	Jurisdictions	Number of Boards	Percentage of Boards Responding
Doctorate		0	0%
Bachelor's degree, nursing	AR, AZ, CNMI, FL, GA, ME, MO, MS, TN, VA, VI, WV-PN	12	21%
Master's degree, nursing	AK, AL, AS, CO, CT, DC, DE, GU, HI, IA, ID, IL, IN, KS, KY, MA, MD, MI, MN, MT, NC, ND, NE, NH, NJ, NM, NV, OK, OR, RI, SC, SD, VT, WA, WI, WY	36	63%
Master's degree, non-nursing	OH	1	2%
Bachelor's degree, non-nursing	PA	1	2%
RN license	CA-VN, LA-PN, TX	3	5%
Do not regulate PN education programs	CA-RN, LA-RN, NE-APRN, WV-RN	4	7%



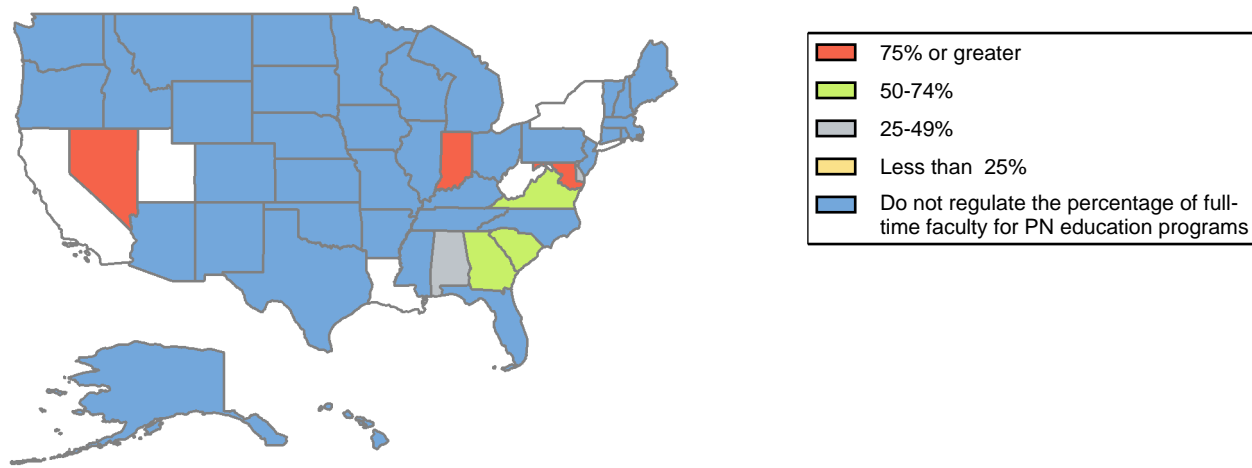
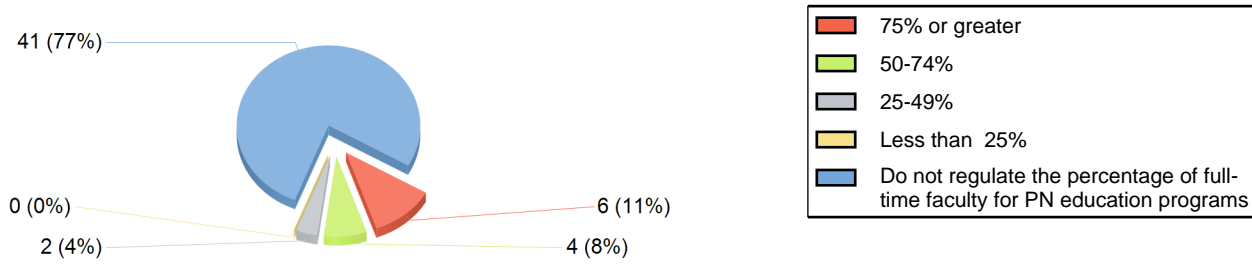
Q22. What are the minimum educational qualifications for PN program faculty?



\*PN BONs and US Territories are not displayed on the map. For detailed information, please see the text responses below.

Responses	Jurisdictions	Number of Boards	Percentage of Boards Responding
Doctorate		0	0%
Master's degree, nursing	AL, IA, MD, NC, ND, NE, NJ, NM, NV, RI	10	19%
Bachelor's degree, nursing	AK, AS, AZ, CO, CT, DE, FL, GU, HI, IL, IN, KS, MA, ME, MI, MN, MO, MT, NH, OH, OK, OR, SC, SD, VA, VI, VT, WA, WI, WV-PN, WY	31	58%
Master's degree, non-nursing	DC	1	2%
Bachelor's degree, non-nursing	PA	1	2%
RN license	AR, CNMI, GA, KY, LA-PN, MS, TN	7	13%
PN license	CA-VN, ID, TX	3	6%

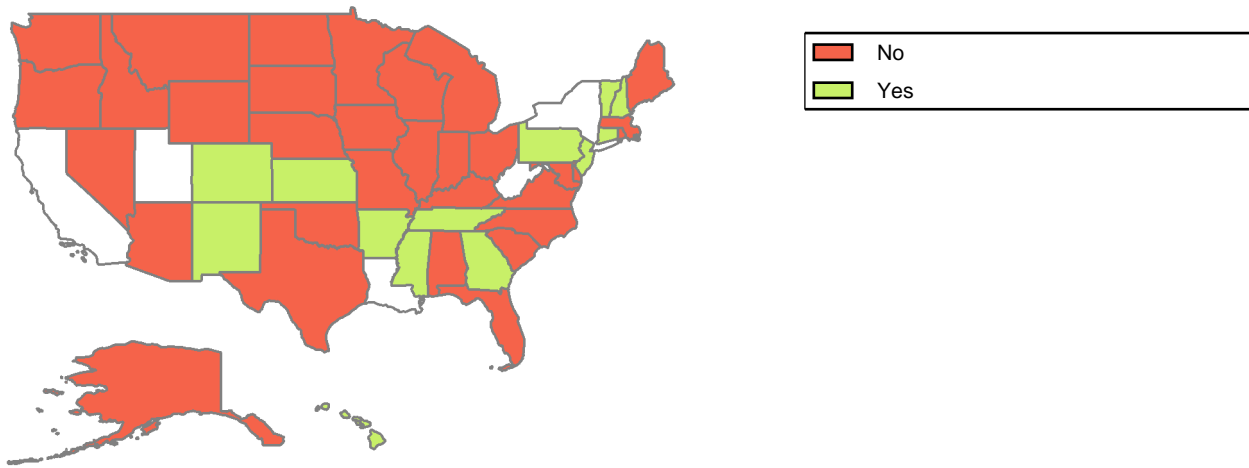

Q23. What is the mandated percentage of full-time faculty for PN education programs?



\*PN BONs and US Territories are not displayed on the map. For detailed information, please see the text responses below.

Responses	Jurisdictions	Number of Boards	Percentage of Boards Responding
75% or greater	AS, CNMI, GU, IN, MD, NV	6	11%
50-74%	GA, SC, VA, WV-PN	4	8%
25-49%	AL, DE	2	4%
Less than 25%		0	0%
Do not regulate the percentage of full-time faculty for PN education programs	AK, AR, AZ, CA-VN, CO, CT, DC, FL, HI, IA, ID, IL, KS, KY, LA-PN, MA, ME, MI, MN, MO, MS, MT, NC, ND, NE, NH, NJ, NM, OH, OK, OR, PA, RI, SD, TN, TX, VI, VT, WA, WI, WY	41	77%

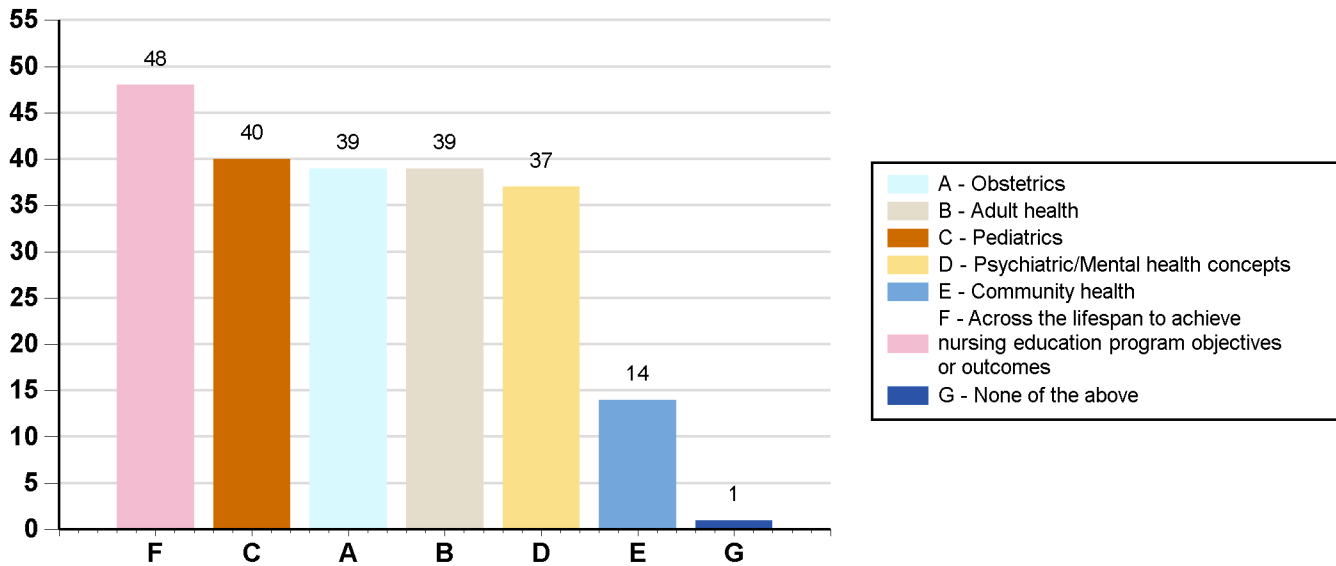
Q24. Has the Board of Nursing established a minimum number of hours/credits for theory courses for PN programs?



\*PN BONs and US Territories are not displayed on the map. For detailed information, please see the text responses below.

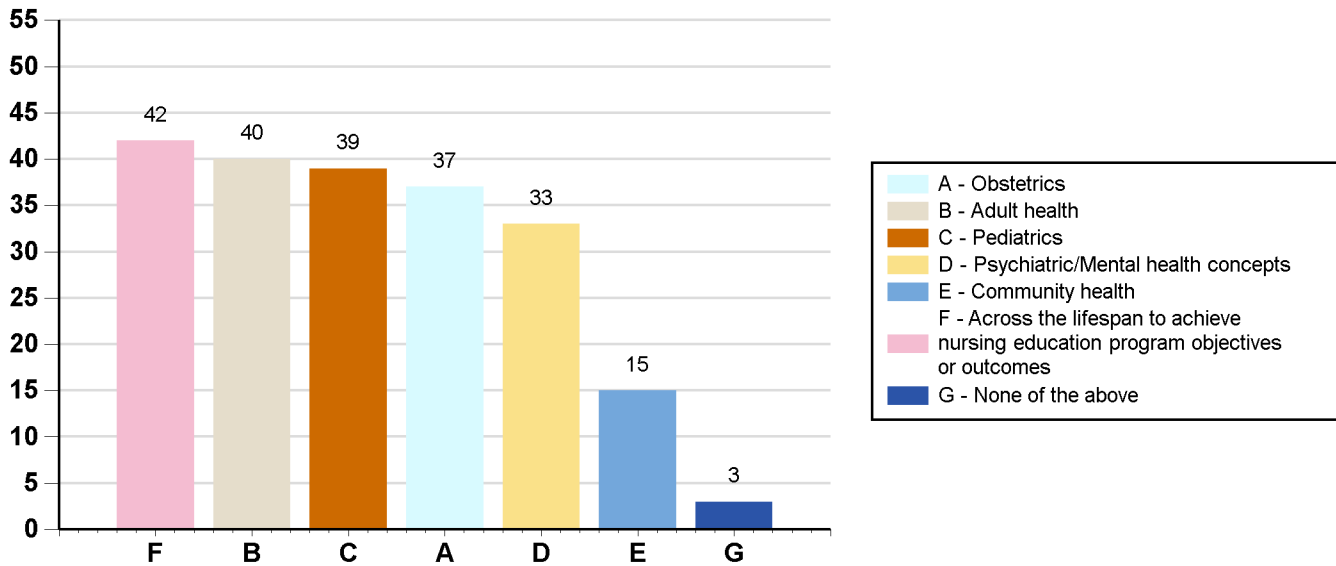
Responses	Jurisdictions	Number of Boards	Percentage of Boards Responding
No	AK, AL, AS, AZ, DC, DE, FL, IA, ID, IL, IN, KY, MA, MD, ME, MI, MN, MO, MT, NC, ND, NE, NV, OH, OK, OR, RI, SC, SD, TX, VA, WA, WI, WY	34	64%
Yes	AR, CA-VN, CNMI, CO, CT, GA, GU, HI, KS, LA-PN, MS, NH, NJ, NM, PA, TN, VI, VT, WV-PN	19	36%

Q25. Do PN program curriculum guidelines/regulations include requirements for didactic teaching in the following specialty areas? (Check all that apply.)



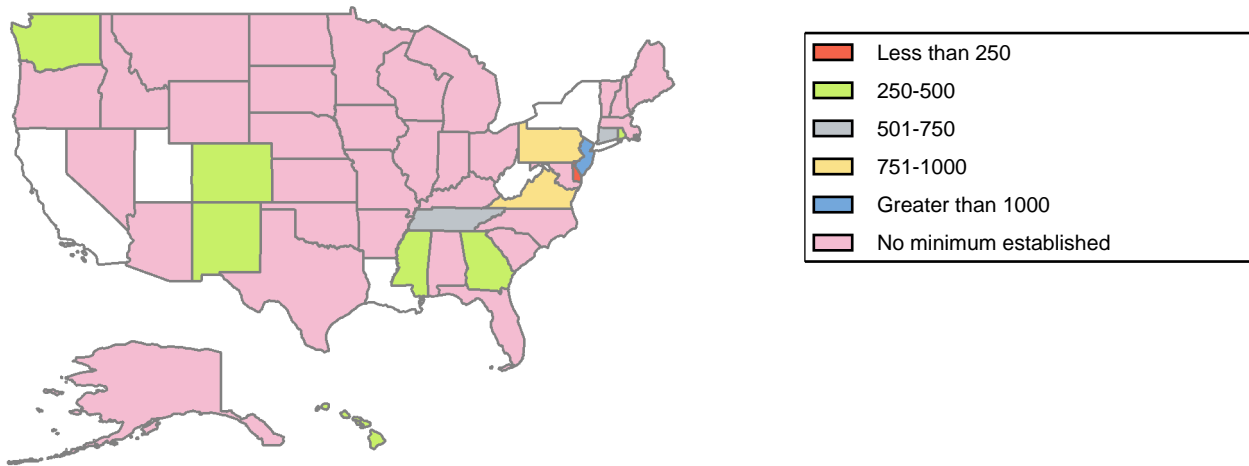
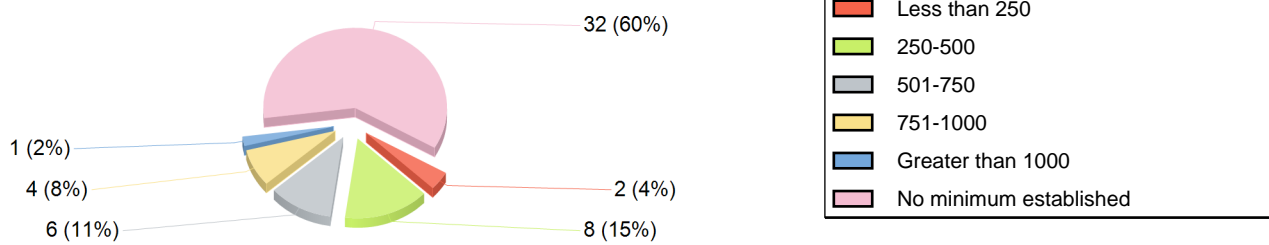
Responses	Jurisdictions	Number of Boards	Percentage of Boards Responding
Obstetrics	AK, AL, AR, AZ, CA-VN, CNMI, CO, CT, DE, FL, GA, GU, HI, IA, IL, IN, LA-PN, MD, ME, MI, MN, MO, MS, ND, NH, NJ, NM, NV, OK, PA, RI, SD, TN, TX, VA, VI, VT, WA, WV-PN	39	74%
Adult health	AK, AL, AR, AS, AZ, CA-VN, CNMI, CO, CT, DE, FL, GA, GU, HI, IA, IL, IN, LA-PN, MD, ME, MI, MN, MO, MS, ND, NH, NJ, NM, NV, OK, PA, RI, SD, TN, TX, VI, VT, WA, WV-PN	39	74%
Pediatrics	AK, AL, AR, AS, AZ, CA-VN, CNMI, CO, CT, DE, FL, GA, GU, HI, IA, IL, IN, LA-PN, MD, ME, MI, MN, MO, MS, ND, NH, NJ, NM, NV, OK, PA, RI, SD, TN, TX, VA, VI, VT, WA, WV-PN	40	75%
Psychiatric/Mental health concepts	AK, AL, AR, AZ, CA-VN, CNMI, CO, CT, DE, FL, GA, GU, HI, IA, IL, LA-PN, MD, ME, MI, MN, MO, MS, ND, NH, NJ, NM, NV, OK, PA, RI, TN, TX, VA, VI, VT, WA, WV-PN	37	70%
Community health	AL, CA-VN, CNMI, CT, DE, GA, GU, HI, LA-PN, ME, MS, ND, VA, WV-PN	14	26%
Across the lifespan to achieve nursing education program objectives or outcomes	AK, AL, AR, AS, AZ, CA-VN, CNMI, CT, DC, DE, FL, GA, GU, HI, IA, IL, KS, KY, LA-PN, MA, MD, ME, MI, MN, MO, MS, MT, NC, ND, NE, NH, NJ, NM, NV, OH, OK, OR, PA, RI, SC, SD, TX, VA, VI, WA, WI, WV-PN, WY	48	91%
None of the above	ID	1	2%

Q26. Do PN program curriculum guidelines/regulations include requirements for clinical experience in the following specialty areas? (Check all that apply)



Responses	Jurisdictions	Number of Boards	Percentage of Boards Responding
Obstetrics	AL, AR, AZ, CA-VN, CNMI, CO, CT, DE, FL, GA, GU, HI, IL, IN, LA-PN, MD, ME, MI, MN, MO, MS, ND, NH, NJ, NM, NV, OK, PA, RI, SD, TN, TX, VA, VI, VT, WA, WV-PN	37	70%
Adult health	AL, AR, AS, AZ, CA-VN, CNMI, CO, CT, DC, DE, FL, GA, GU, HI, IA, IL, IN, LA-PN, MD, ME, MI, MN, MO, MS, ND, NH, NJ, NM, NV, OK, PA, RI, SD, TN, TX, VA, VI, VT, WA, WV-PN	40	75%
Pediatrics	AL, AR, AS, AZ, CA-VN, CNMI, CO, CT, DC, DE, FL, GA, GU, HI, IL, IN, LA-PN, MD, ME, MI, MN, MO, MS, ND, NH, NJ, NM, NV, OK, PA, RI, SD, TN, TX, VA, VI, VT, WA, WV-PN	39	74%
Psychiatric/Mental health concepts	AL, AR, AZ, CA-VN, CNMI, CO, CT, DC, DE, GA, GU, HI, IL, LA-PN, MD, ME, MI, MN, MS, ND, NH, NJ, NM, NV, OK, PA, RI, TN, VA, VI, VT, WA, WV-PN	33	62%
Community health	AL, CA-VN, CNMI, CT, DC, DE, GA, GU, HI, LA-PN, ME, MS, ND, VA, WV-PN	15	28%
Across the lifespan to achieve nursing education program objectives or outcomes	AL, AR, AS, AZ, CA-VN, CNMI, CT, DE, GA, GU, HI, IA, IL, KS, KY, LA-PN, MA, MD, ME, MI, MN, MO, MS, MT, NC, ND, NE, NH, NM, OH, OK, OR, PA, RI, SC, SD, TX, VA, VI, WA, WV-PN, WY	42	79%
None of the above	AK, ID, WI	3	6%

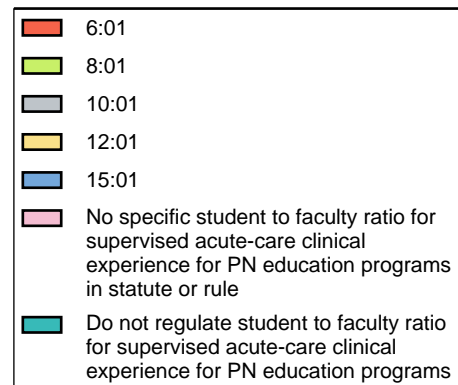
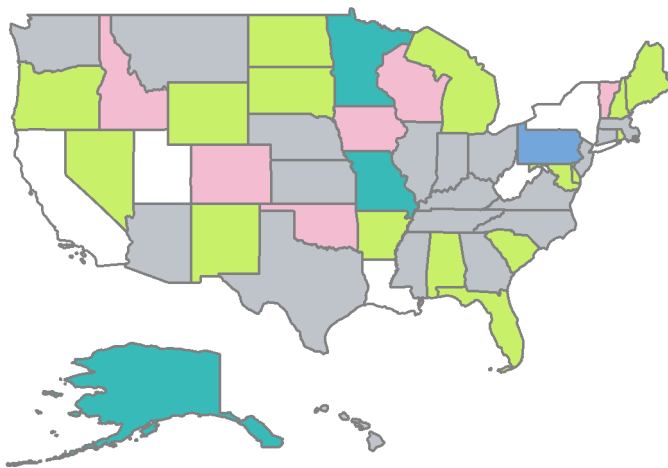
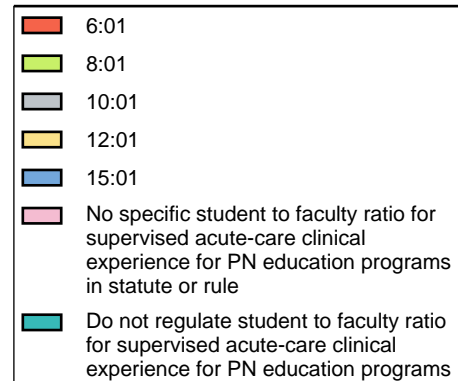
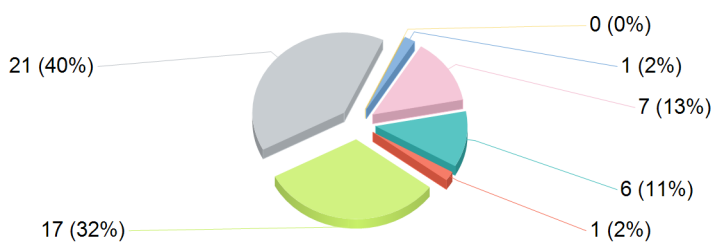
Q27. What is the required number of PN clinical experience hours?



\*PN BONs and US Territories are not displayed on the map. For detailed information, please see the text responses below.

Responses	Jurisdictions	Number of Boards	Percentage of Boards Responding
Less than 250	DE, GU	2	4%
250-500	CNMI, CO, GA, HI, MS, NM, RI, WA	8	15%
501-750	AS, CT, DC, TN, VI, WV-PN	6	11%
751-1000	CA-VN, LA-PN, PA, VA	4	8%
Greater than 1000	NJ	1	2%
No minimum established	AK, AL, AR, AZ, FL, IA, ID, IL, IN, KS, KY, MA, MD, ME, MI, MN, MO, MT, NC, ND, NE, NH, NV, OH, OK, OR, SC, SD, TX, VT, WI, WY	32	60%

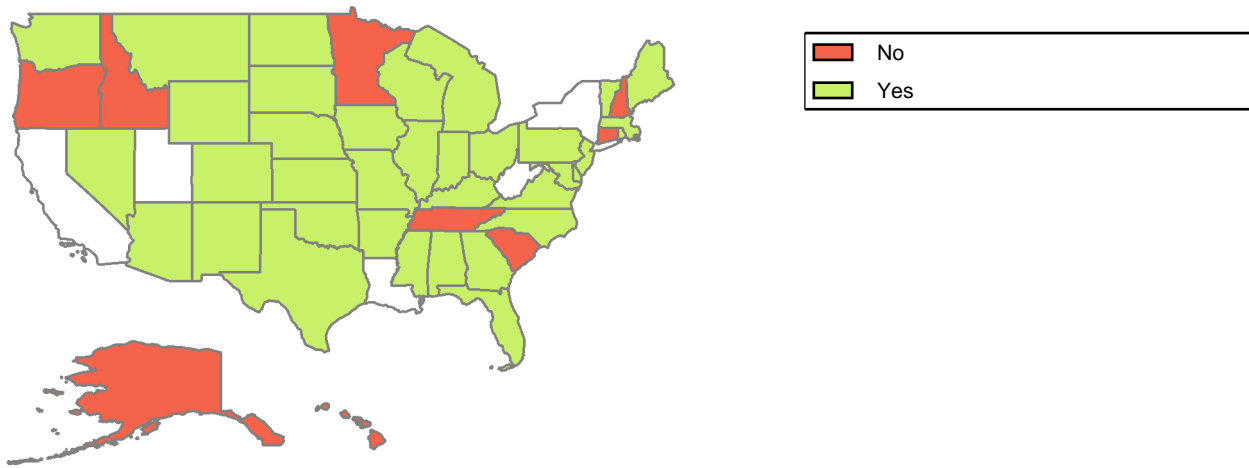
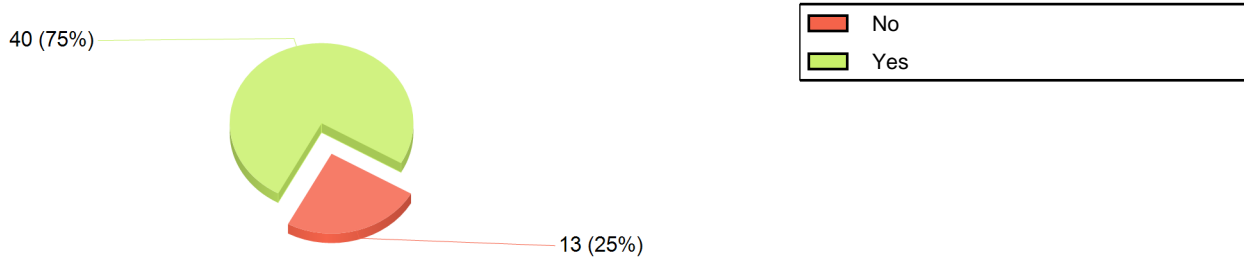
**Q28. What is the student to faculty ratio for supervised acute-care clinical experience for PN education programs?**



\*PN BONs and US Territories are not displayed on the map. For detailed information, please see the text responses below.

Responses	Jurisdictions	Number of Boards	Percentage of Boards Responding
6:01	AS	1	2%
8:01	AL, AR, DE, FL, GU, MD, ME, MI, ND, NH, NM, NV, OR, RI, SC, SD, WY	17	32%
10:01	AZ, CT, GA, HI, IL, IN, KS, KY, LA-PN, MA, MS, MT, NC, NE, NJ, OH, TN, TX, VA, WA, WV-PN	21	40%
12:01		0	0%
15:01	PA	1	2%
No specific student to faculty ratio for supervised acute-care clinical experience for PN education programs in statute or rule	CO, DC, IA, ID, OK, VT, WI	7	13%
Do not regulate student to faculty ratio for supervised acute-care clinical experience for PN education programs	AK, CA-VN, CNMI, MN, MO, VI	6	11%

Q29. Is the use of preceptors for providing supervision and/or education to PN students regulated by the Board of Nursing?

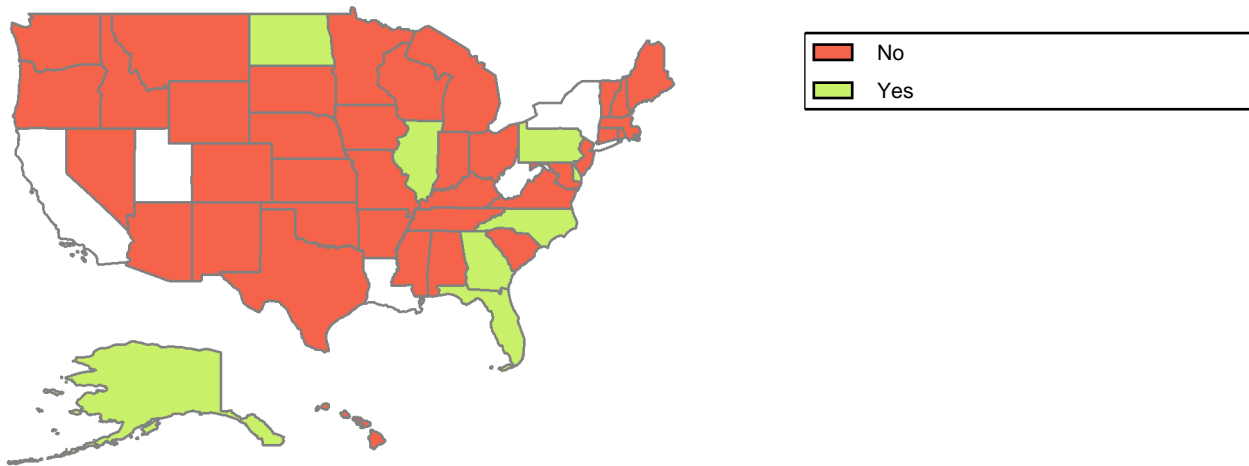
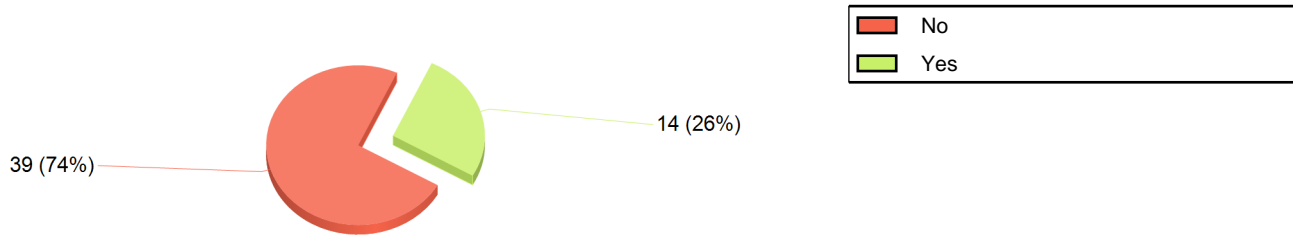


\*PN BONs and US Territories are not displayed on the map. For detailed information, please see the text responses below.

Responses	Jurisdictions	Number of Boards	Percentage of Boards Responding
No	AK, AS, CA-VN, CT, HI, ID, MN, NH, OR, SC, TN, VI, WV-PN	13	25%
Yes	AL, AR, AZ, CNMI, CO, DC, DE, FL, GA, GU, IA, IL, IN, KS, KY, LA-PN, MA, MD, ME, MI, MO, MS, MT, NC, ND, NE, NJ, NM, NV, OH, OK, PA, RI, SD, TX, VA, VT, WA, WI, WY	40	75%



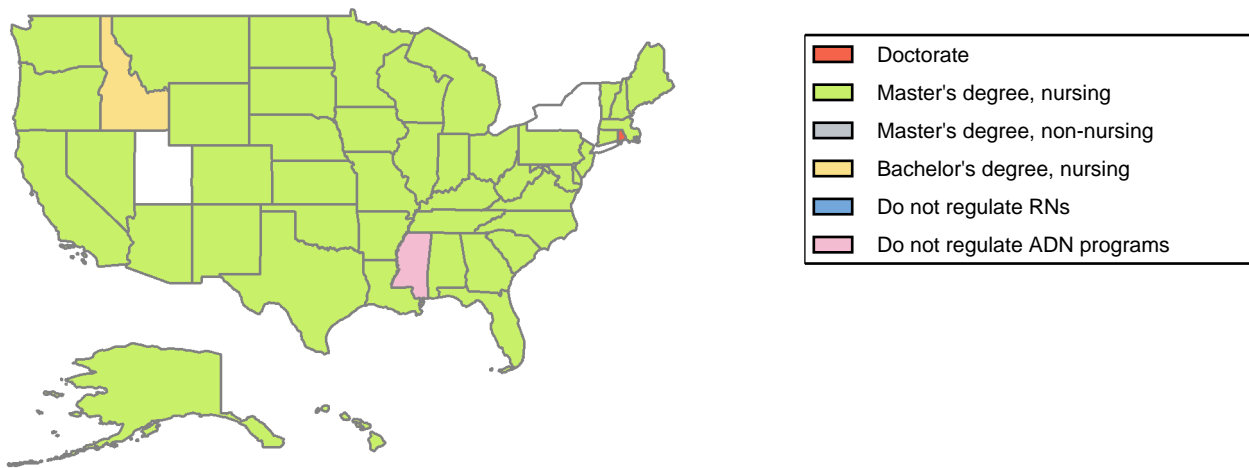
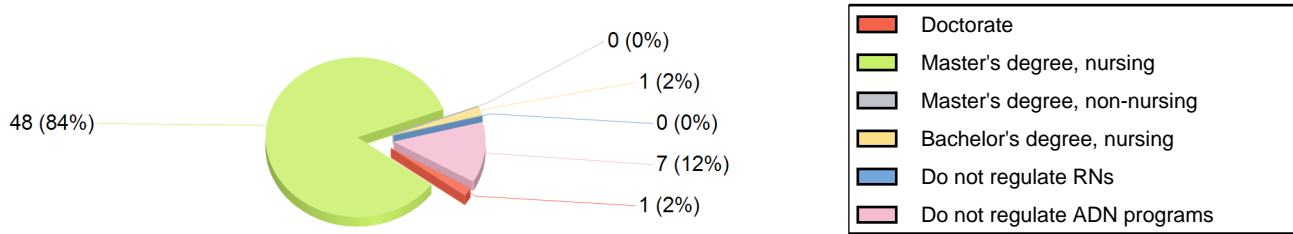
Q30. Does the Board of Nursing approve clinical facilities for PN programs?



\*PN BONs and US Territories are not displayed on the map. For detailed information, please see the text responses below.

Responses	Jurisdictions	Number of Boards	Percentage of Boards Responding
No	AL, AR, AS, AZ, CO, CT, HI, IA, ID, IN, KS, KY, MA, MD, ME, MI, MN, MO, MS, MT, NE, NH, NJ, NM, NV, OH, OK, OR, RI, SC, SD, TN, TX, VA, VT, WA, WI, WV-PN, WY	39	74%
Yes	AK, CA-VN, CNMI, DC, DE, FL, GA, GU, IL, LA-PN, NC, ND, PA, VI	14	26%

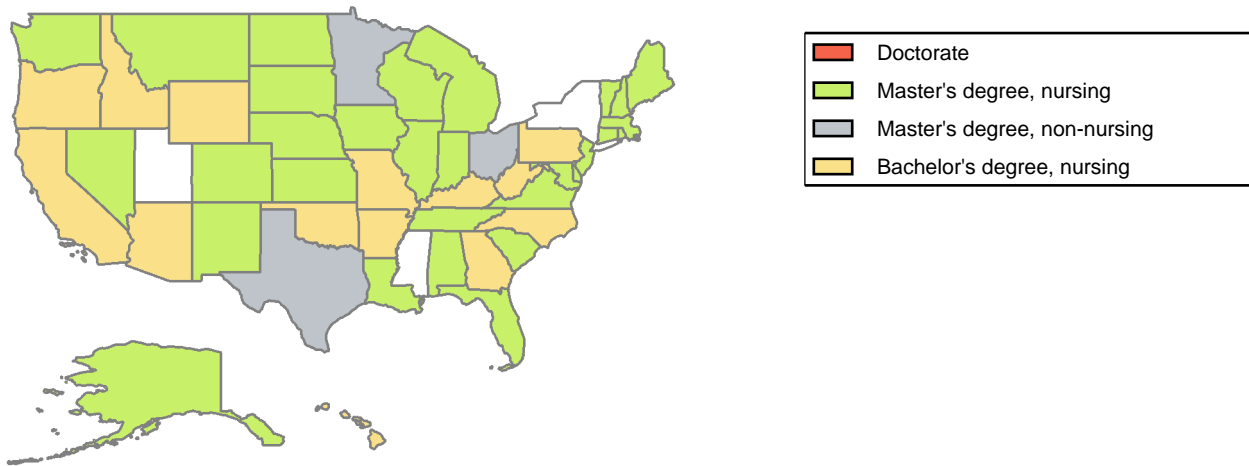
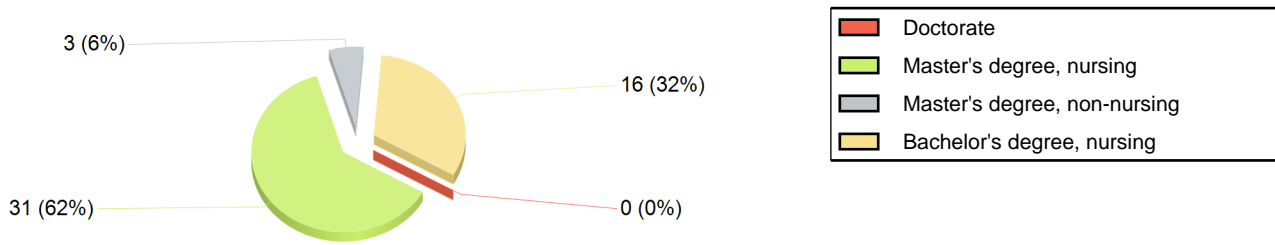
**Q31. What are the minimum educational qualifications for ADN program administrator?**



\*PN BONs and US Territories are not displayed on the map. For detailed information, please see the text responses below.

Responses	Jurisdictions	Number of Boards	Percentage of Boards Responding
Doctorate	RI	1	2%
Master's degree, nursing	AK, AL, AR, AS, AZ, CA-RN, CNMI, CO, CT, DC, DE, FL, GA, HI, IA, IL, IN, KS, KY, LA-RN, MA, MD, ME, MI, MN, MO, MT, NC, ND, NE, NH, NJ, NM, NV, OH, OK, OR, PA, SC, SD, TN, TX, VA, VT, WA, WI, WV-RN, WY	48	84%
Master's degree, non-nursing		0	0%
Bachelor's degree, nursing	ID	1	2%
Do not regulate RNs		0	0%
Do not regulate ADN programs	CA-VN, GU, LA-PN, MS, NE-APRN, VI, WV-PN	7	12%

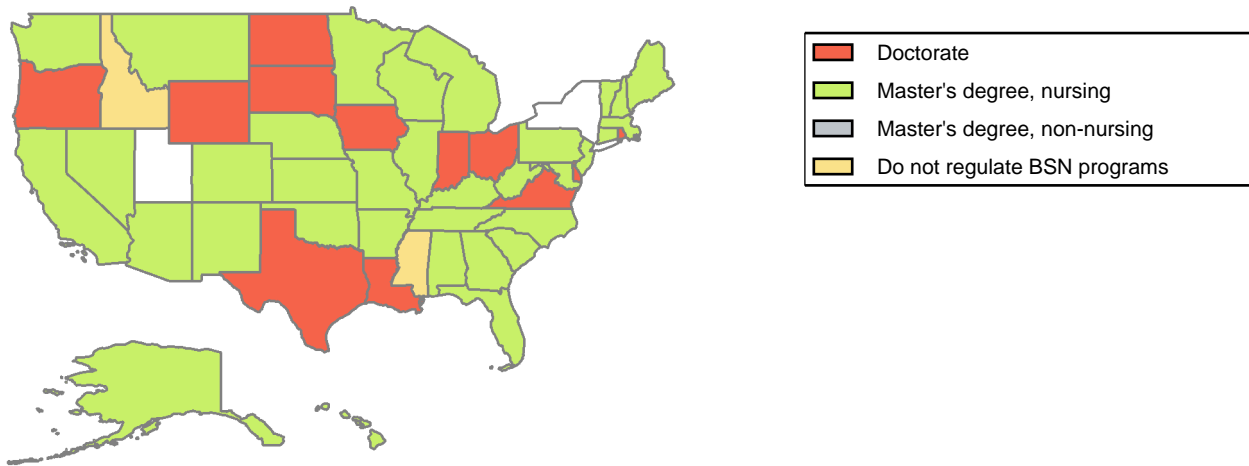
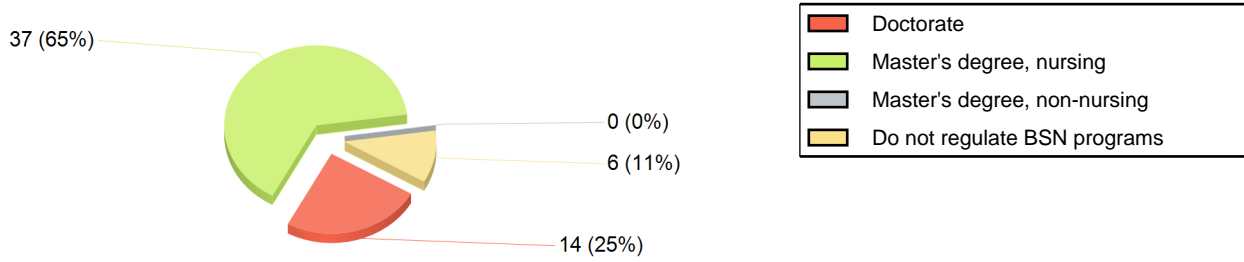
Q32. What are the minimum educational qualifications for ADN program faculty?



\*PN BONs and US Territories are not displayed on the map. For detailed information, please see the text responses below.

Responses	Jurisdictions	Number of Boards	Percentage of Boards Responding
Doctorate		0	0%
Master's degree, nursing	AK, AL, CO, CT, DC, DE, FL, IA, IL, IN, KS, LA-RN, MA, MD, ME, MI, MT, ND, NE, NH, NJ, NM, NV, RI, SC, SD, TN, VA, VT, WA, WI	31	62%
Master's degree, non-nursing	MN, OH, TX	3	6%
Bachelor's degree, nursing	AR, AS, AZ, CA-RN, CNMI, GA, HI, ID, KY, MO, NC, OK, OR, PA, WV-RN, WY	16	32%

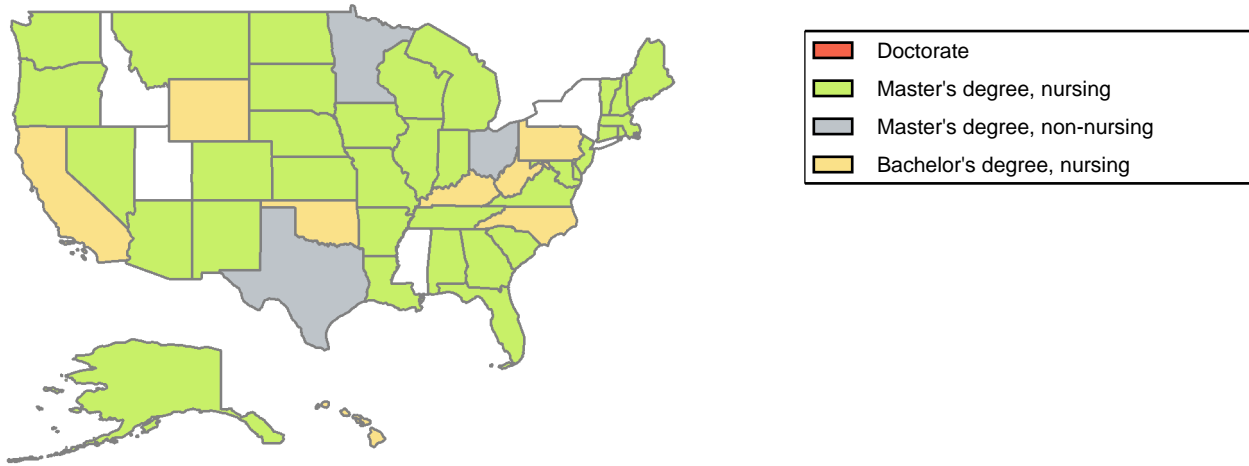
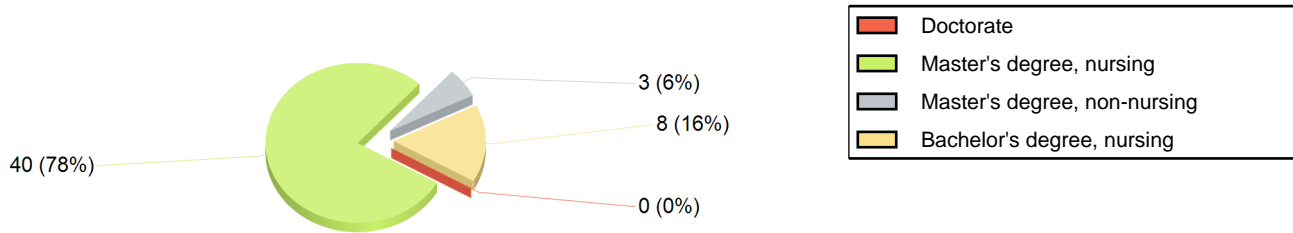
Q33. What are the minimum educational qualifications for BSN program administrator?



\*PN BONs and US Territories are not displayed on the map. For detailed information, please see the text responses below.

Responses	Jurisdictions	Number of Boards	Percentage of Boards Responding
Doctorate	DC, DE, GU, IA, IN, LA-RN, ND, OH, OR, RI, SD, TX, VA, WY	14	25%
Master's degree, nursing	AK, AL, AR, AS, AZ, CA-RN, CNMI, CO, CT, FL, GA, HI, IL, KS, KY, MA, MD, ME, MI, MN, MO, MT, NC, NE, NH, NJ, NM, NV, OK, PA, SC, TN, VI, VT, WA, WI, WV-RN	37	65%
Master's degree, non-nursing		0	0%
Do not regulate BSN programs	CA-VN, ID, LA-PN, MS, NE-APRN, WV-PN	6	11%

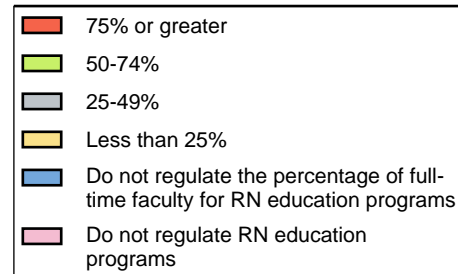
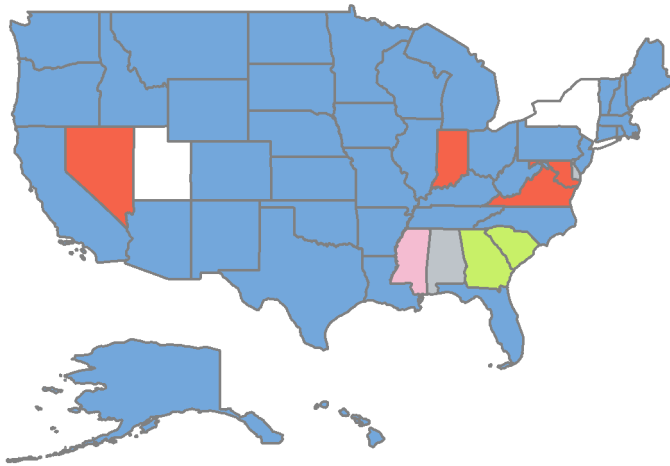

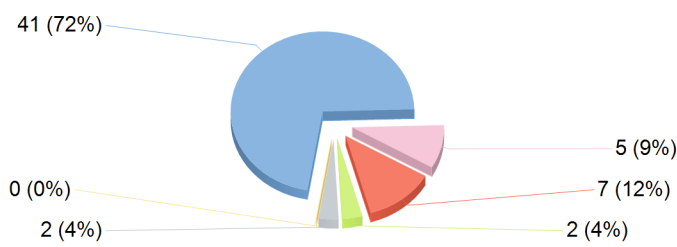
Q34. What are the minimum educational qualifications for BSN program faculty?



\*PN BONs and US Territories are not displayed on the map. For detailed information, please see the text responses below.

Responses	Jurisdictions	Number of Boards	Percentage of Boards Responding
Doctorate		0	0%
Master's degree, nursing	AK, AL, AR, AS, AZ, CNMI, CO, CT, DC, DE, FL, GA, GU, IA, IL, IN, KS, LA-RN, MA, MD, ME, MI, MO, MT, ND, NE, NH, NJ, NM, NV, OR, RI, SC, SD, TN, VA, VI, VT, WA, WI	40	78%
Master's degree, non-nursing	MN, OH, TX	3	6%
Bachelor's degree, nursing	CA-RN, HI, KY, NC, OK, PA, WV-RN, WY	8	16%

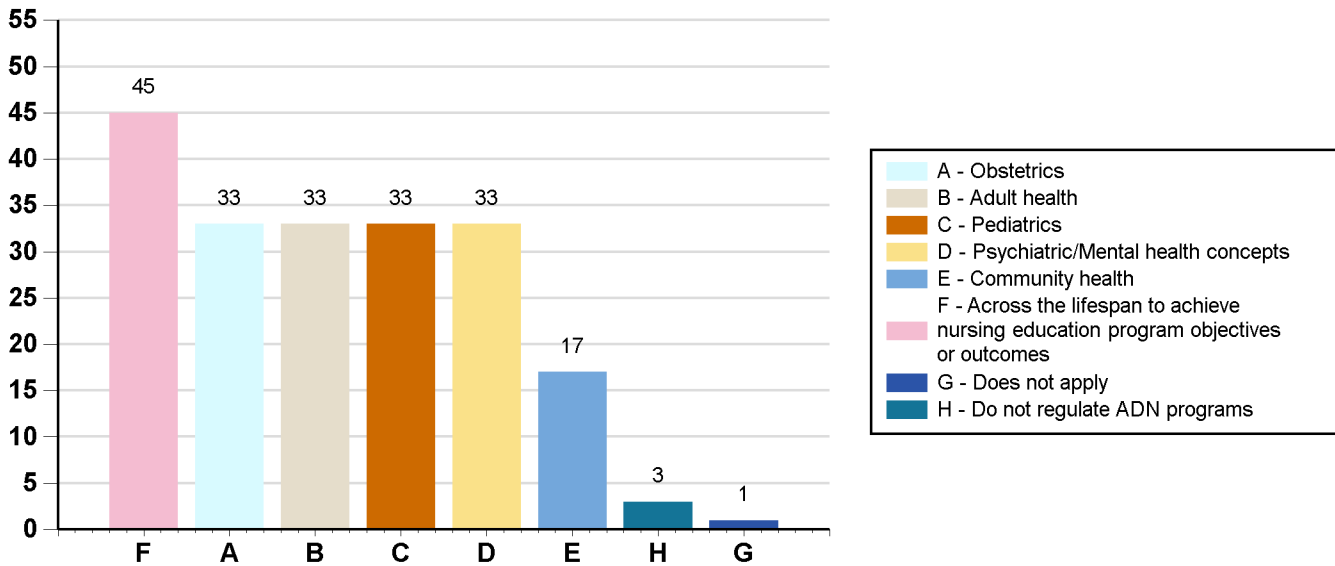
**Q35. What is the mandated percentage of full-time faculty for RN education programs?**



\*PN BONs and US Territories are not displayed on the map. For detailed information, please see the text responses below.

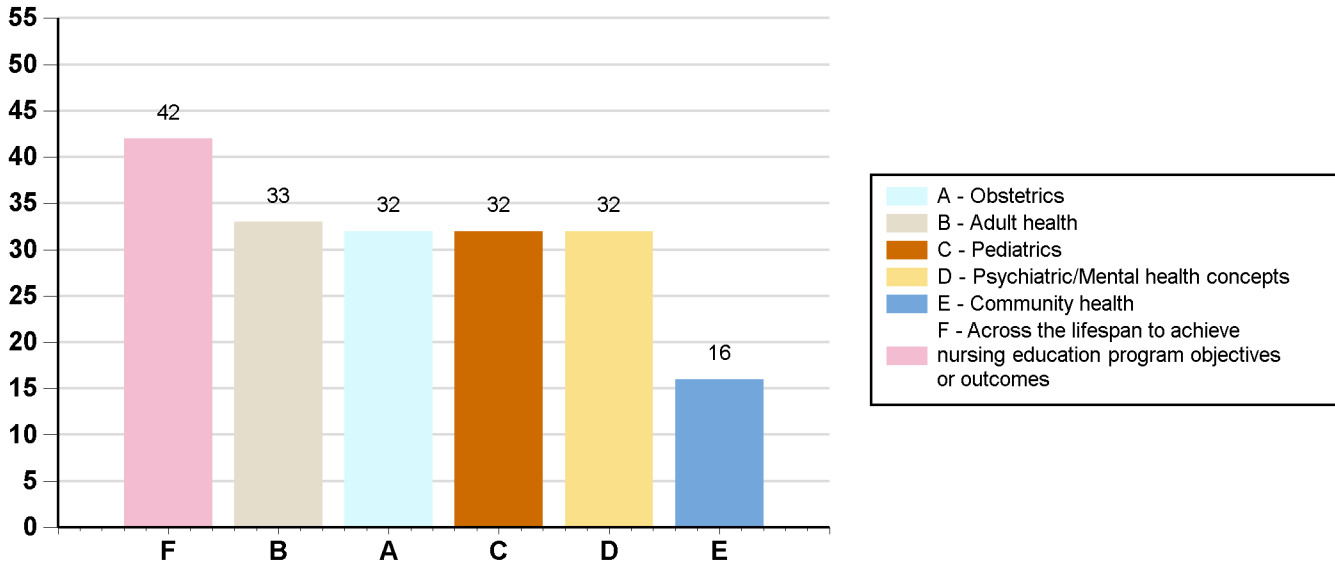
Responses	Jurisdictions	Number of Boards	Percentage of Boards Responding
75% or greater	AS, CNMI, GU, IN, MD, NV, VA	7	12%
50-74%	GA, SC	2	4%
25-49%	AL, DE	2	4%
Less than 25%		0	0%
Do not regulate the percentage of full-time faculty for RN education programs	AK, AR, AZ, CA-RN, CO, CT, DC, FL, HI, IA, ID, IL, KS, KY, LA-RN, MA, ME, MI, MN, MO, MT, NC, ND, NE, NH, NJ, NM, OH, OK, OR, PA, RI, SD, TN, TX, VI, VT, WA, WI, WV-RN, WY	41	72%
Do not regulate RN education programs	CA-VN, LA-PN, MS, NE-APRN, WV-PN	5	9%

Q36. Do ADN program curriculum guidelines/regulations include requirements for didactic teaching in the following specialty areas? (Check all that apply.)



Responses	Jurisdictions	Number of Boards	Percentage of Boards Responding
Obstetrics	AK, AL, AR, AS, AZ, CA-RN, CNMI, CO, CT, DE, FL, GA, HI, IA, IL, IN, MD, ME, MI, MN, MO, ND, NJ, NV, OK, PA, RI, SD, TN, TX, VA, VT, WA	33	63%
Adult health	AK, AL, AR, AS, AZ, CA-RN, CNMI, CO, CT, DE, FL, GA, HI, IA, IL, IN, MD, ME, MI, MN, MO, ND, NJ, NV, OK, PA, RI, SD, TN, TX, VA, VT, WA	33	63%
Pediatrics	AK, AL, AR, AS, AZ, CA-RN, CNMI, CO, CT, DE, FL, GA, HI, IA, IL, IN, MD, ME, MI, MN, MO, ND, NJ, NV, OK, PA, RI, SD, TN, TX, VA, VT, WA	33	63%
Psychiatric/Mental health concepts	AK, AL, AR, AS, AZ, CA-RN, CNMI, CO, CT, DE, FL, GA, HI, IA, IL, IN, MD, ME, MI, MN, MO, ND, NJ, NV, OK, PA, RI, SD, TN, TX, VA, VT, WA	33	63%
Community health	AK, AL, AS, AZ, CNMI, CT, DE, FL, GA, HI, IL, MD, ME, MO, ND, PA, VA	17	33%
Across the lifespan to achieve nursing education program objectives or outcomes	AK, AL, AR, AS, CA-RN, CNMI, CT, DC, DE, FL, GA, HI, IA, IL, IN, KS, KY, LA-RN, MA, MD, ME, MI, MN, MO, MT, NC, ND, NE, NH, NJ, NM, NV, OH, OK, OR, PA, RI, SD, TN, TX, VA, WA, WI, WV-RN, WY	45	87%
Does not apply	SC	1	2%
Do not regulate ADN programs	GU, ID, VI	3	6%

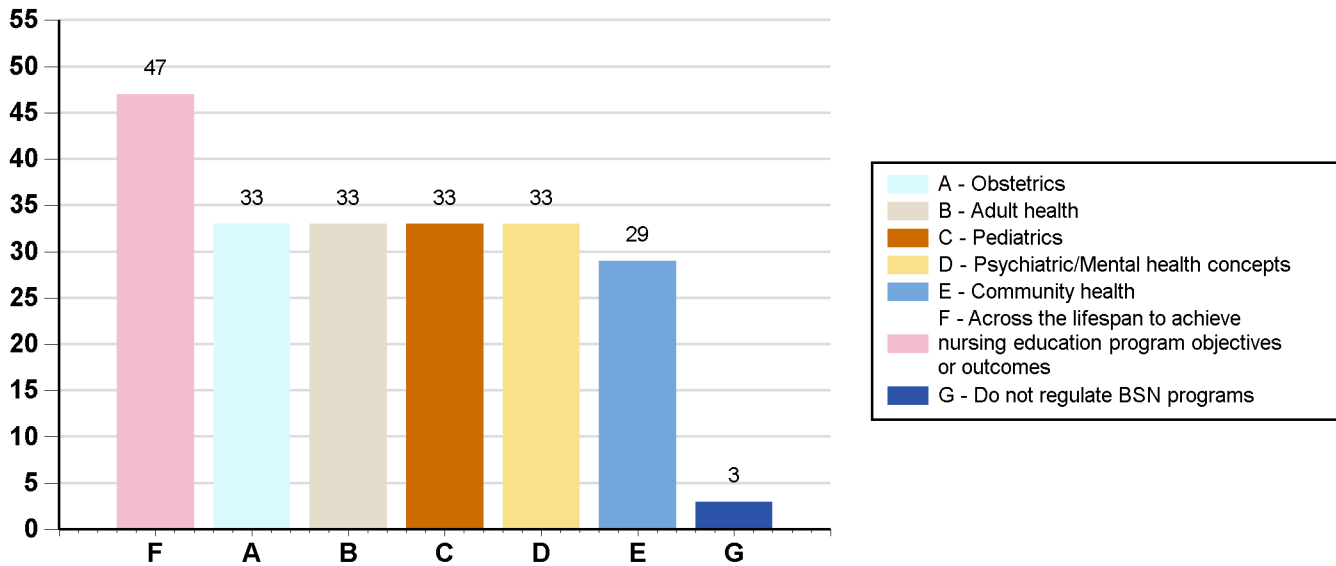
Q37. Do ADN program curriculum guidelines/regulations include requirements for supervised clinical experience in the following specialty areas? (Check all that apply.)



Responses	Jurisdictions	Number of Boards	Percentage of Boards Responding
Obstetrics	AL, AR, AS, AZ, CA-RN, CNMI, CO, CT, DC, DE, FL, GA, HI, IL, IN, MD, ME, MI, MN, MO, ND, NJ, NV, OK, PA, RI, SD, TN, TX, VA, VT, WA	32	65%
Adult health	AL, AR, AS, AZ, CA-RN, CNMI, CO, CT, DC, DE, FL, GA, HI, IA, IL, IN, MD, ME, MI, MN, MO, ND, NJ, NV, OK, PA, RI, SD, TN, TX, VA, VT, WA	33	67%
Pediatrics	AL, AR, AS, AZ, CA-RN, CNMI, CO, CT, DC, DE, FL, GA, HI, IL, IN, MD, ME, MI, MN, MO, ND, NJ, NV, OK, PA, RI, SD, TN, TX, VA, VT, WA	32	65%
Psychiatric/Mental health concepts	AL, AR, AS, AZ, CA-RN, CNMI, CO, CT, DC, DE, FL, GA, HI, IA, IL, IN, MD, ME, MI, MN, ND, NJ, NV, OK, PA, RI, SD, TN, TX, VA, VT, WA	32	65%
Community health	AL, AS, AZ, CNMI, CT, DC, DE, FL, GA, HI, IL, MD, ME, ND, PA, VA	16	33%
Across the lifespan to achieve nursing education program objectives or outcomes	AK, AL, AR, AS, CA-RN, CNMI, CT, DE, GA, HI, IA, IL, KS, KY, LA-RN, MA, MD, ME, MI, MN, MO, MT, NC, ND, NE, NH, NM, NV, OH, OK, OR, PA, RI, SC, SD, TN, TX, VA, WA, WI, WV-RN, WY	42	86%

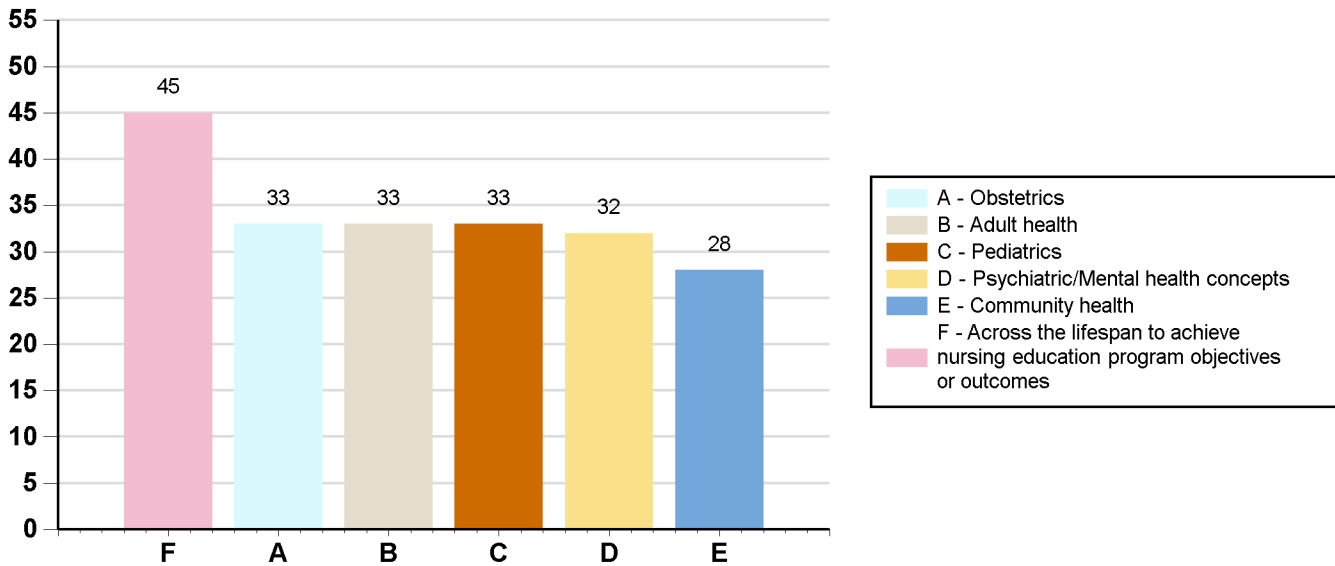


Q38. Do BSN program curriculum guidelines/regulations include requirements for didactic teaching in the following specialty areas? (Check all that apply.)



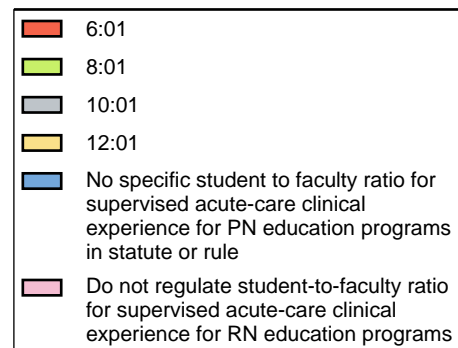
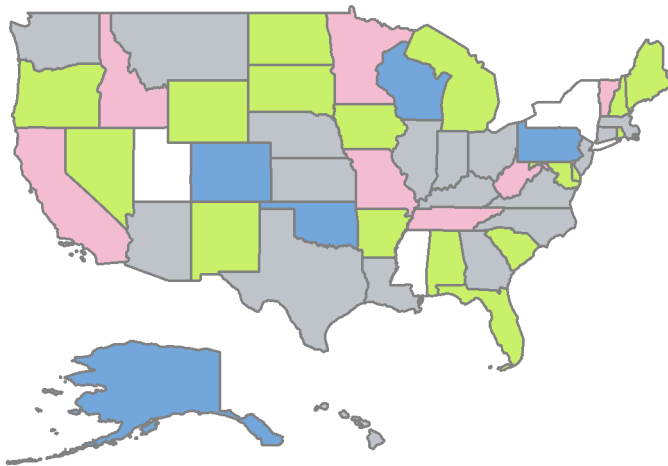
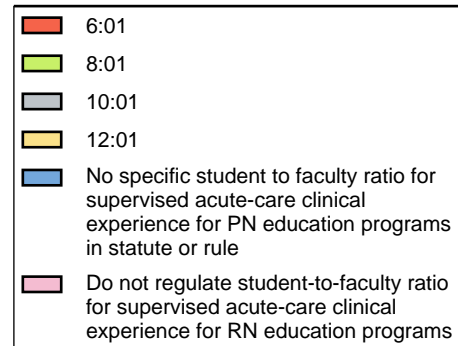
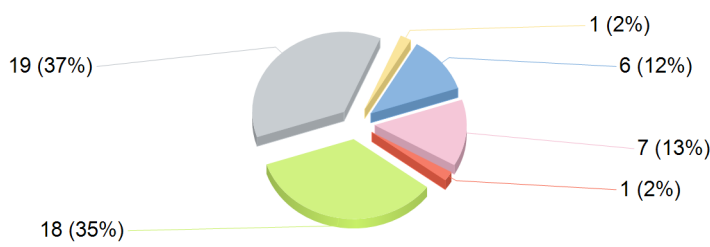
Responses	Jurisdictions	Number of Boards	Percentage of Boards Responding
Obstetrics	AK, AL, AR, AZ, CA-RN, CO, CT, DE, FL, GA, GU, HI, IA, IL, IN, MD, ME, MI, MN, MO, ND, NJ, NV, OK, PA, RI, SD, TN, TX, VA, VI, VT, WA	33	63%
Adult health	AK, AL, AR, AZ, CA-RN, CO, CT, DE, FL, GA, GU, HI, IA, IL, IN, MD, ME, MI, MN, MO, ND, NJ, NV, OK, PA, RI, SD, TN, TX, VA, VI, VT, WA	33	63%
Pediatrics	AK, AL, AR, AZ, CA-RN, CO, CT, DE, FL, GA, GU, HI, IA, IL, IN, MD, ME, MI, MN, MO, ND, NJ, NV, OK, PA, RI, SD, TN, TX, VA, VI, VT, WA	33	63%
Psychiatric/Mental health concepts	AK, AL, AR, AZ, CA-RN, CO, CT, DE, FL, GA, GU, HI, IA, IL, IN, MD, ME, MI, MN, MO, ND, NJ, NV, OK, PA, RI, SD, TN, TX, VA, VI, VT, WA	33	63%
Community health	AK, AL, AR, AZ, CT, DE, FL, GA, GU, HI, IA, IL, IN, MD, ME, MN, MO, ND, NJ, NV, PA, RI, SD, TN, TX, VA, VI, VT, WA	29	56%
Across the lifespan to achieve nursing education program objectives or outcomes	AK, AL, AR, CA-RN, CT, DC, DE, FL, GA, GU, HI, IA, IL, IN, KS, KY, LA-RN, MA, MD, ME, MI, MN, MO, MT, NC, ND, NE, NH, NJ, NM, NV, OH, OK, OR, PA, RI, SC, SD, TN, TX, VA, VI, VT, WA, WI, WV-RN, WY	47	90%
Do not regulate BSN programs	AS, CNMI, ID	3	6%

Q39. Do BSN program curriculum guidelines/regulations include requirements for supervised clinical experience in the following specialty areas? (Check all that apply.)



Responses	Jurisdictions	Number of Boards	Percentage of Boards Responding
Obstetrics	AL, AR, AZ, CA-RN, CO, CT, DC, DE, FL, GA, GU, HI, IA, IL, IN, MD, ME, MI, MN, MO, ND, NJ, NV, OK, PA, RI, SD, TN, TX, VA, VI, VT, WA	33	67%
Adult health	AL, AR, AZ, CA-RN, CO, CT, DC, DE, FL, GA, GU, HI, IA, IL, IN, MD, ME, MI, MN, MO, ND, NJ, NV, OK, PA, RI, SD, TN, TX, VA, VI, VT, WA	33	67%
Pediatrics	AL, AR, AZ, CA-RN, CO, CT, DC, DE, FL, GA, GU, HI, IA, IL, IN, MD, ME, MI, MN, MO, ND, NJ, NV, OK, PA, RI, SD, TN, TX, VA, VI, VT, WA	33	67%
Psychiatric/Mental health concepts	AL, AR, AZ, CA-RN, CO, CT, DC, DE, FL, GA, GU, HI, IA, IL, IN, MD, ME, MI, MN, ND, NJ, NV, OK, PA, RI, SD, TN, TX, VA, VI, VT, WA	32	65%
Community health	AL, AR, AZ, CT, DC, DE, FL, GA, GU, HI, IA, IL, IN, MD, ME, MN, ND, NJ, NV, PA, RI, SD, TN, TX, VA, VI, VT, WA	28	57%
Across the lifespan to achieve nursing education program objectives or outcomes	AK, AL, AR, AZ, CA-RN, CT, DE, FL, GA, GU, HI, IA, IL, KS, KY, LA-RN, MA, MD, ME, MI, MN, MO, MT, NC, ND, NE, NH, NM, NV, OH, OK, OR, PA, RI, SC, SD, TN, TX, VA, VI, VT, WA, WI, WV-RN, WY	45	92%

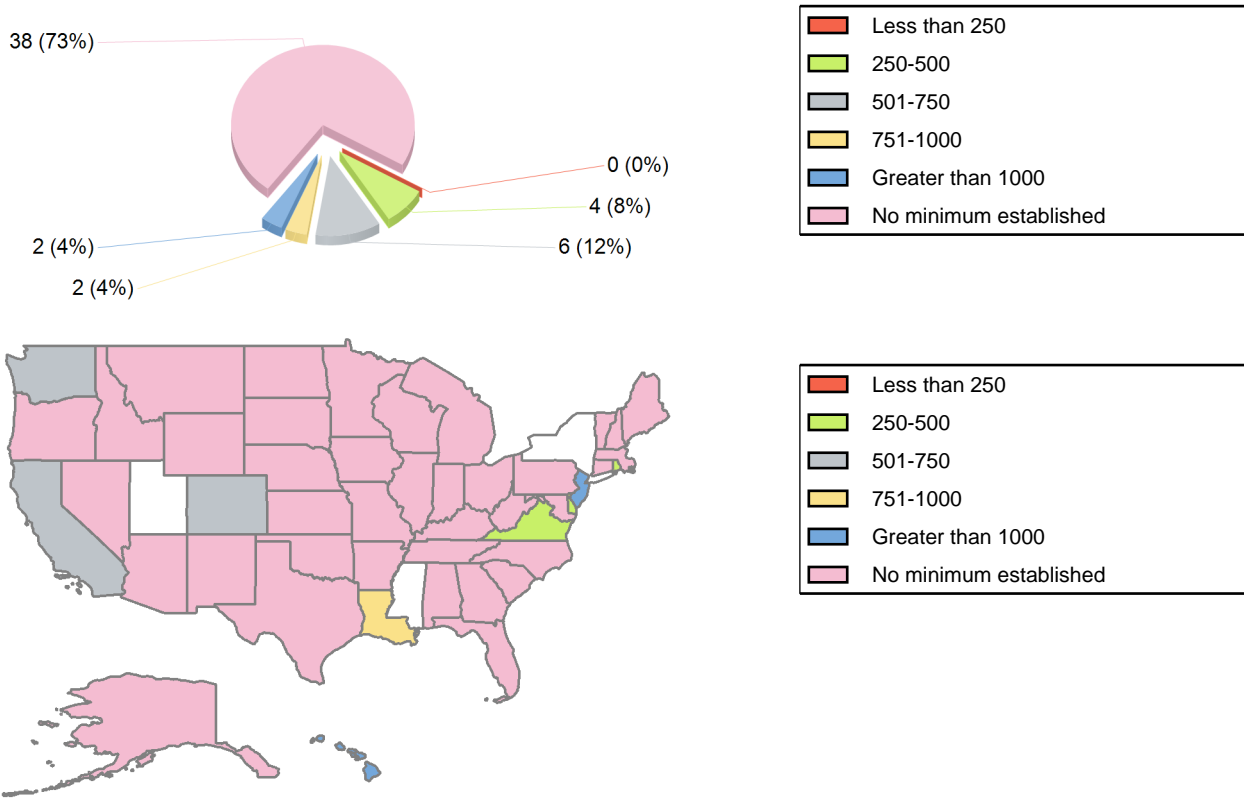
**Q40. What is the student to faculty ratio for supervised clinical acute-care experience for RN education programs?**



\*PN BONs and US Territories are not displayed on the map. For detailed information, please see the text responses below.

Responses	Jurisdictions	Number of Boards	Percentage of Boards Responding
6:01	AS	1	2%
8:01	AL, AR, DE, FL, GU, IA, MD, ME, MI, ND, NH, NM, NV, OR, RI, SC, SD, WY	18	35%
10:01	AZ, CT, GA, HI, IL, IN, KS, KY, LA-RN, MA, MT, NC, NE, NJ, OH, TX, VA, VI, WA	19	37%
12:01	CNMI	1	2%
No specific student to faculty ratio for supervised acute-care clinical experience for PN education programs in statute or rule	AK, CO, DC, OK, PA, WI	6	12%
Do not regulate student-to-faculty ratio for supervised acute-care clinical experience for RN education programs	CA-RN, ID, MN, MO, TN, VT, WV-RN	7	13%

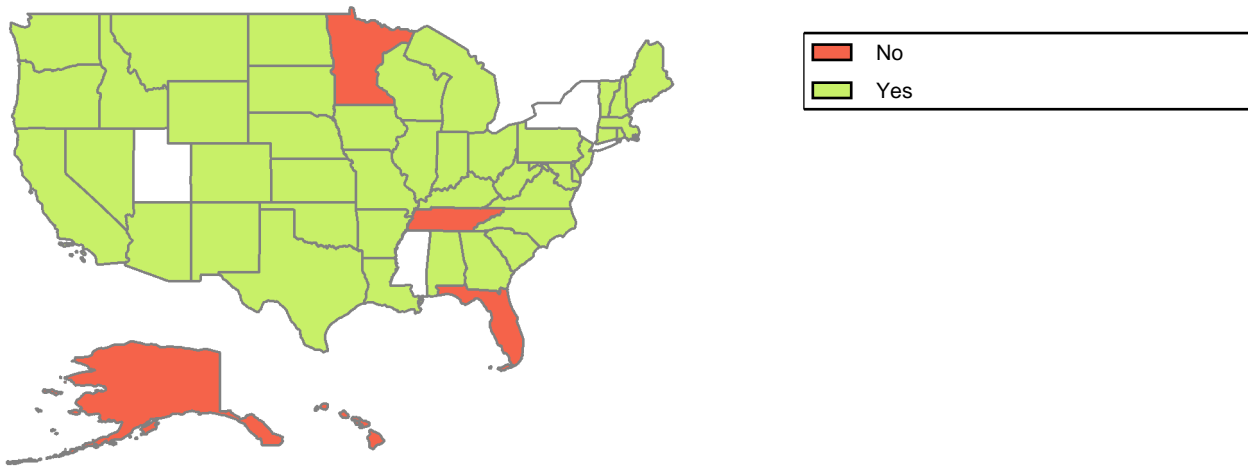
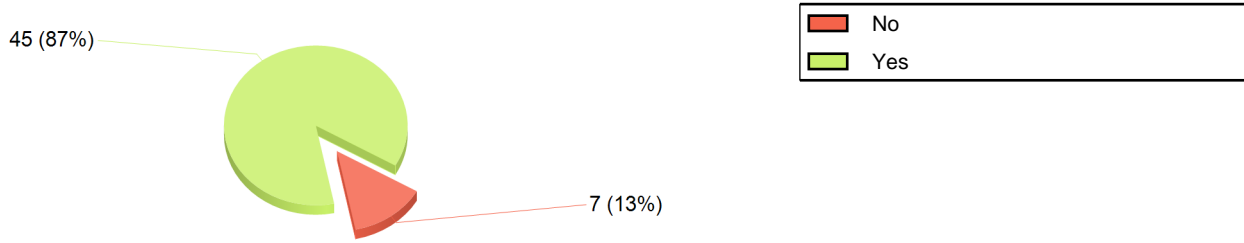
Q41. What is the required number of clinical experience hours for RN programs?



\*PN BONs and US Territories are not displayed on the map. For detailed information, please see the text responses below.

Responses	Jurisdictions	Number of Boards	Percentage of Boards Responding
Less than 250		0	0%
250-500	DE, GU, RI, VA	4	8%
501-750	AS, CA-RN, CNMI, CO, DC, WA	6	12%
751-1000	LA-RN, VI	2	4%
Greater than 1000	HI, NJ	2	4%
No minimum established	AK, AL, AR, AZ, CT, FL, GA, IA, ID, IL, IN, KS, KY, MA, MD, ME, MI, MN, MO, MT, NC, ND, NE, NH, NM, NV, OH, OK, OR, PA, SC, SD, TN, TX, VT, WI, WV-RN, WY	38	73%

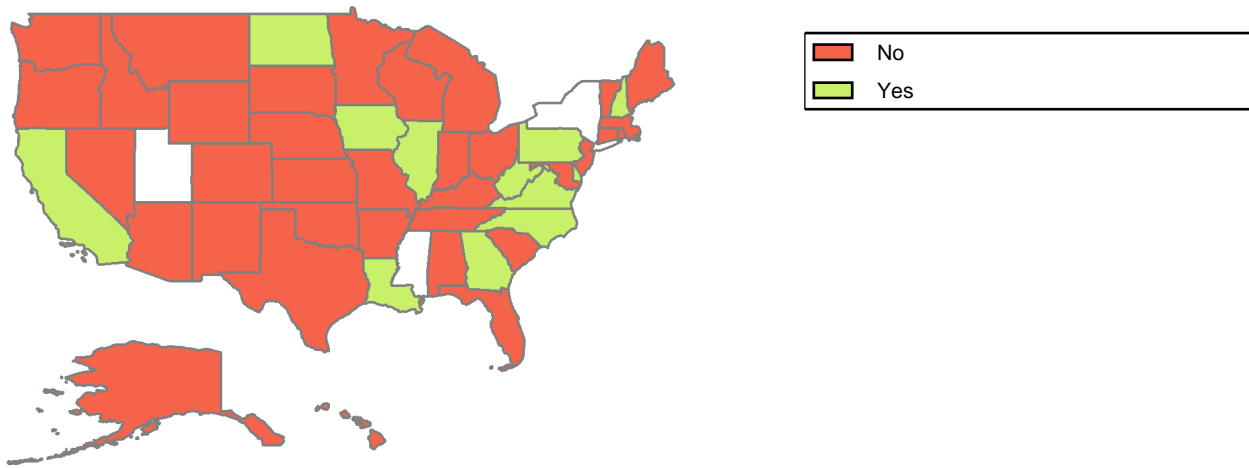
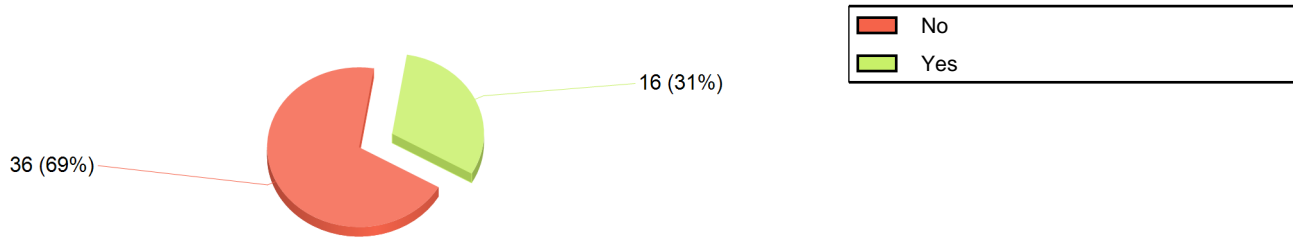
Q42. Is the use of preceptors for providing supervision and/or education to RN students regulated by the Board of Nursing?



\*PN BONs and US Territories are not displayed on the map. For detailed information, please see the text responses below.

Responses	Jurisdictions	Number of Boards	Percentage of Boards Responding
No	AK, AS, FL, HI, MN, TN, VI	7	13%
Yes	AL, AR, AZ, CA-RN, CNMI, CO, CT, DC, DE, GA, GU, IA, ID, IL, IN, KS, KY, LA-RN, MA, MD, ME, MI, MO, MT, NC, ND, NE, NH, NJ, NM, NV, OH, OK, OR, PA, RI, SC, SD, TX, VA, VT, WA, WI, WV-RN, WY	45	87%

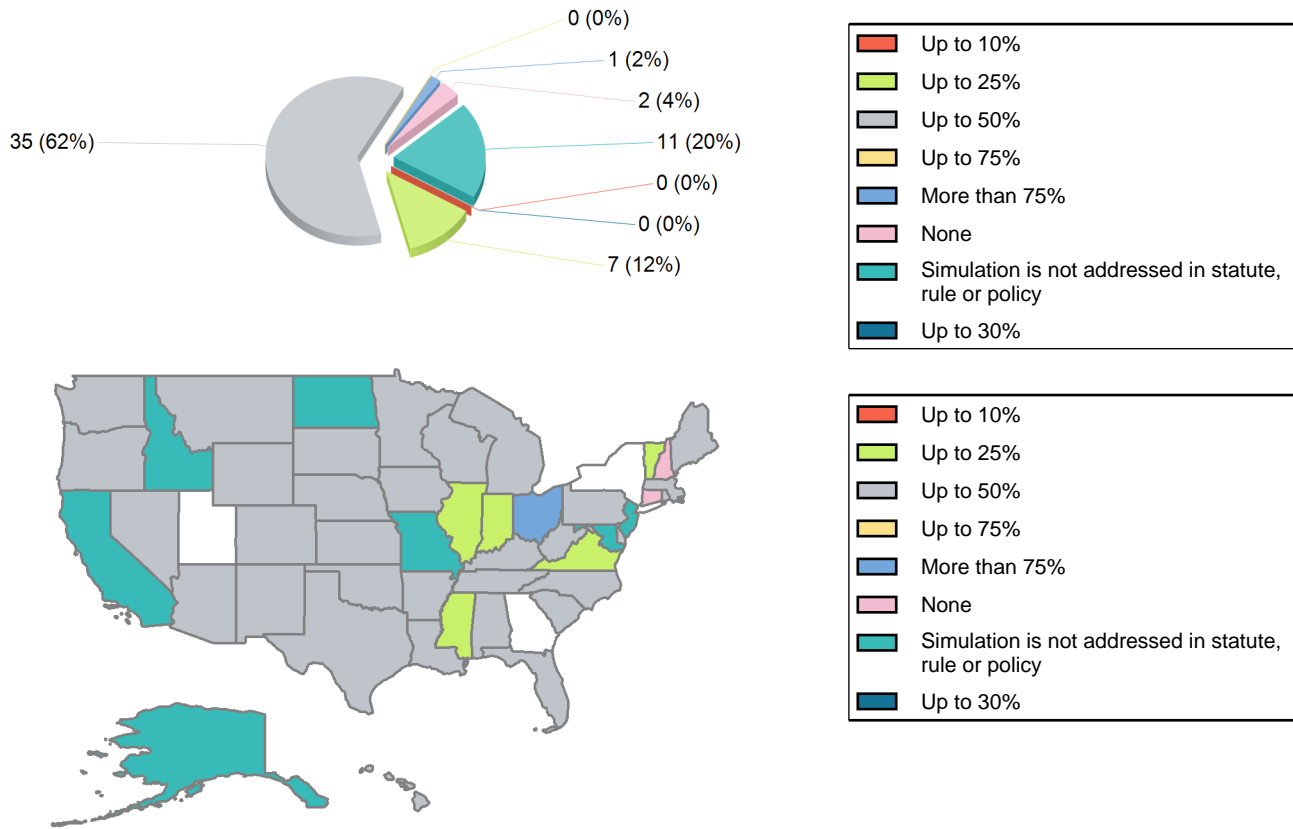
Q43. Does the Board of Nursing approve clinical facilities for RN programs?



\*PN BONs and US Territories are not displayed on the map. For detailed information, please see the text responses below.

Responses	Jurisdictions	Number of Boards	Percentage of Boards Responding
No	AK, AL, AR, AS, AZ, CO, CT, FL, HI, ID, IN, KS, KY, MA, MD, ME, MI, MN, MO, MT, NE, NJ, NM, NV, OH, OK, OR, RI, SC, SD, TN, TX, VT, WA, WI, WY	36	69%
Yes	CA-RN, CNMI, DC, DE, GA, GU, IA, IL, LA-RN, NC, ND, NH, PA, VA, VI, WV-RN	16	31%

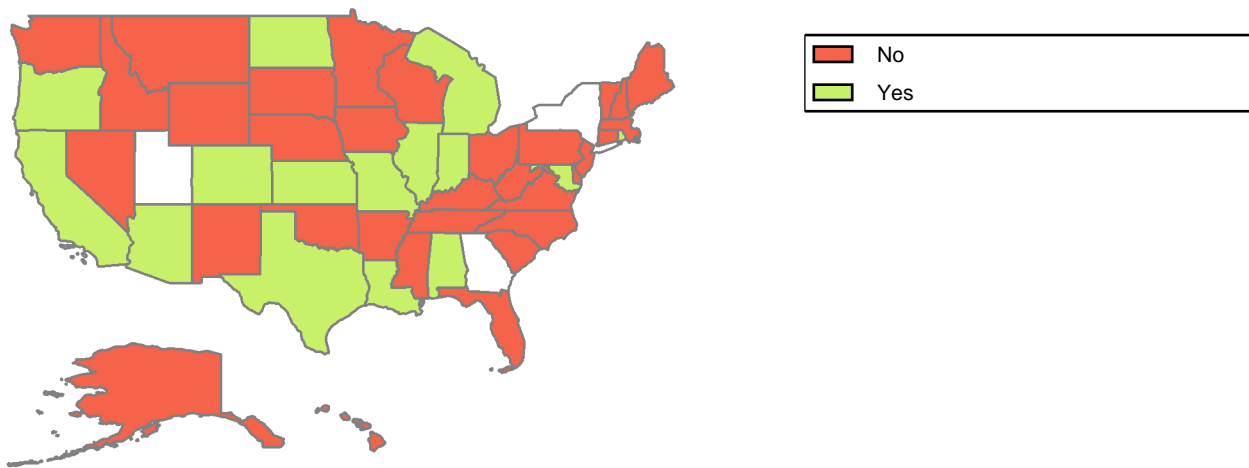
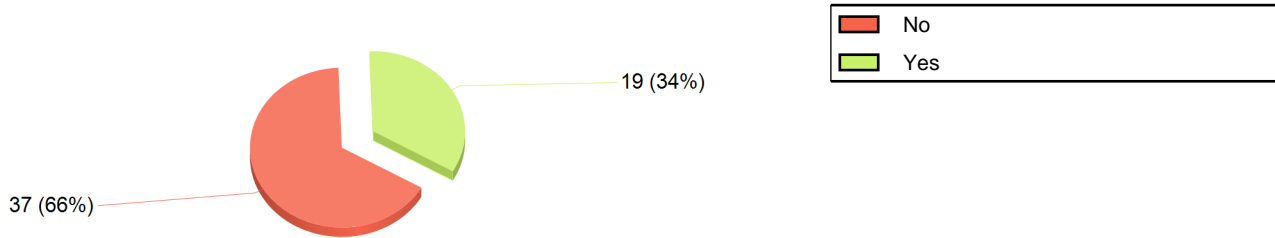
**Q44. What is the maximum amount of clinical hours that may be replaced by simulation hours?**



\*PN BONs and US Territories are not displayed on the map. For detailed information, please see the text responses below.

Responses	Jurisdictions	Number of Boards	Percentage of Boards Responding
Up to 10%		0	0%
Up to 25%	GU, IL, IN, LA-PN, MS, VA, VT	7	12%
Up to 50%	AL, AR, AZ, CO, DC, DE, FL, HI, IA, KS, KY, LA-RN, MA, ME, MI, MN, MT, NC, NE, NM, NV, OK, OR, PA, RI, SC, SD, TN, TX, VI, WA, WI, WV-PN, WV-RN, WY	35	62%
Up to 75%		0	0%
More than 75%	OH	1	2%
None	CT, NH	2	4%
Simulation is not addressed in statute, rule or policy	AK, AS, CA-RN, CA-VN, CNMI, ID, MD, MO, ND, NE-APRN, NJ	11	20%
Up to 30%		0	0%

Q45. Does the Board of Nursing require articulation (seamless matriculation) between levels of nursing education?

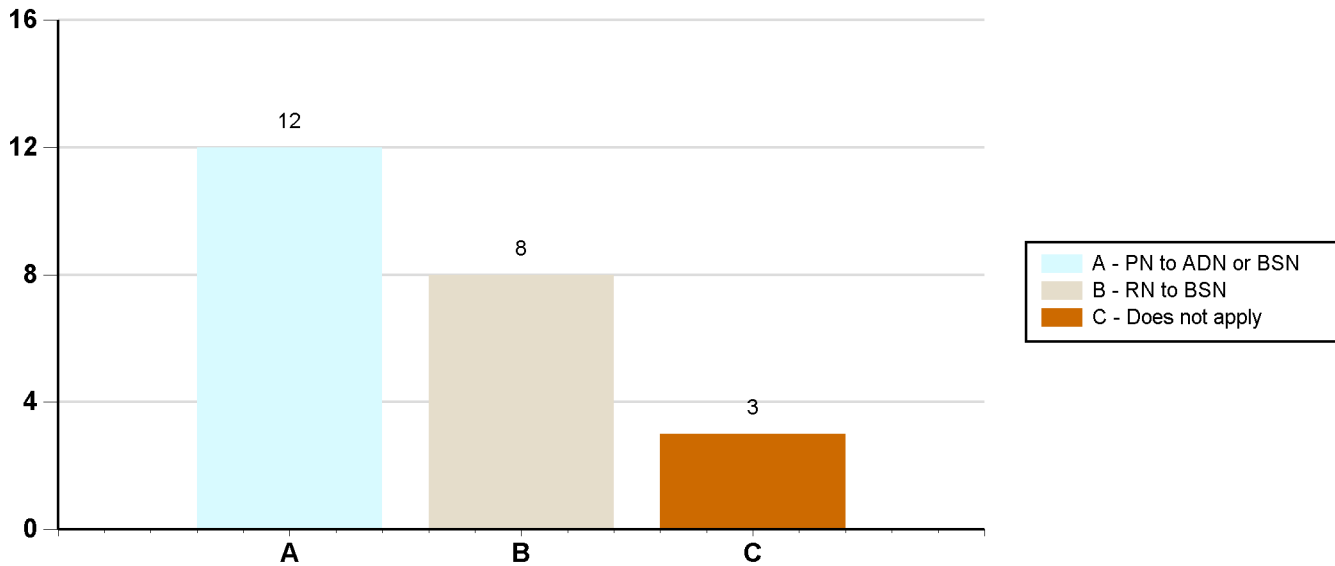


\*PN BONs and US Territories are not displayed on the map. For detailed information, please see the text responses below.

Responses	Jurisdictions	Number of Boards	Percentage of Boards Responding
No	AK, AR, CA-VN, CNMI, CT, DC, DE, FL, HI, IA, ID, KY, MA, ME, MN, MS, MT, NC, NE, NE-APRN, NH, NJ, NM, NV, OH, OK, PA, SC, SD, TN, VA, VT, WA, WI, WV-PN, WV-RN, WY	37	66%
Yes	AL, AS, AZ, CA-RN, CO, GU, IL, IN, KS, LA-PN, LA-RN, MD, MI, MO, ND, OR, RI, TX, VI	19	34%

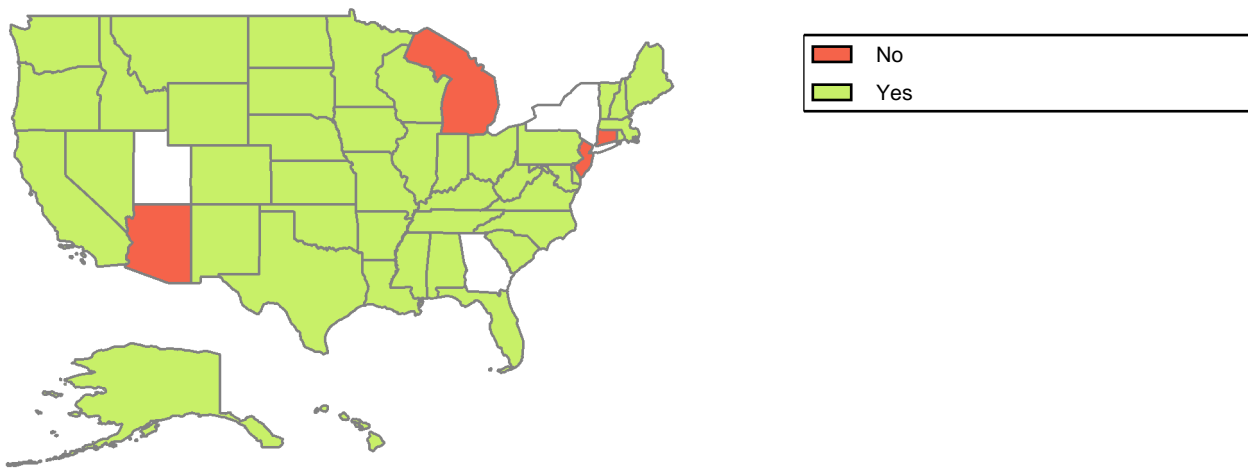
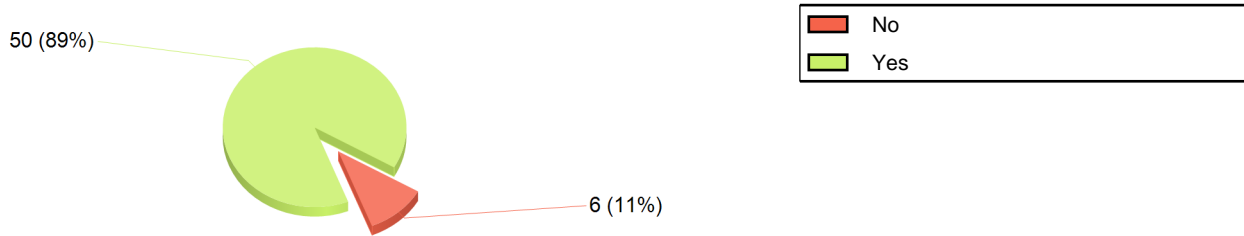


**Q46. Does the Board of Nursing require articulation (seamless matriculation) between the following levels?  
(Check all that apply.)**



Responses	Jurisdictions	Number of Boards	Percentage of Boards Responding
PN to ADN or BSN	AL, AS, AZ, CO, KS, LA-RN, MD, MI, MO, ND, OR, TX	12	63%
RN to BSN	CA-RN, GU, LA-RN, MD, MO, RI, TX, VI	8	42%
Does not apply	IL, IN, LA-PN	3	16%

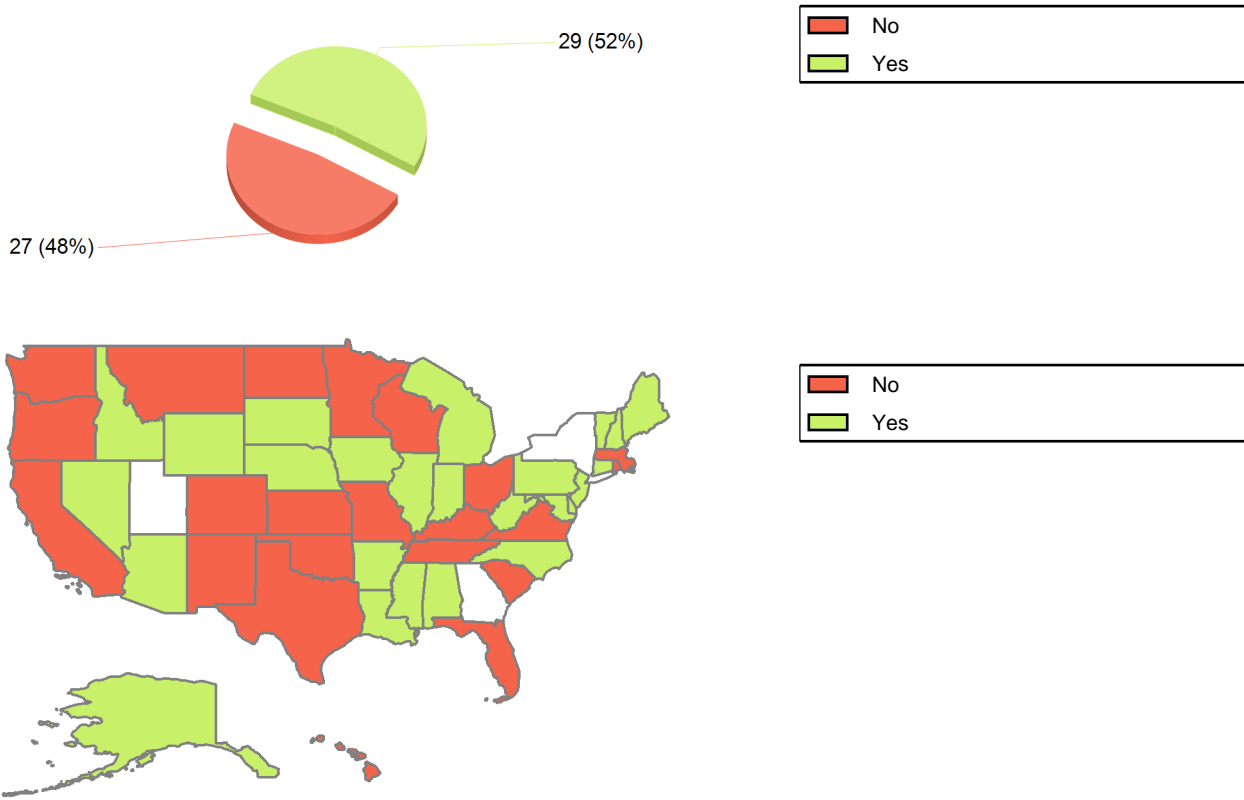
**Q47. Do you require an annual report from your prelicensure nursing programs?**



\*PN BONs and US Territories are not displayed on the map. For detailed information, please see the text responses below.

Responses	Jurisdictions	Number of Boards	Percentage of Boards Responding
No	AS, AZ, CT, MI, NE-APRN, NJ	6	11%
Yes	AK, AL, AR, CA-RN, CA-VN, CNMI, CO, DC, DE, FL, GU, HI, IA, ID, IL, IN, KS, KY, LA-PN, LA-RN, MA, MD, ME, MN, MO, MS, MT, NC, ND, NE, NH, NM, NV, OH, OK, OR, PA, RI, SC, SD, TN, TX, VA, VI, VT, WA, WI, WV-PN, WV-RN, WY	50	89%

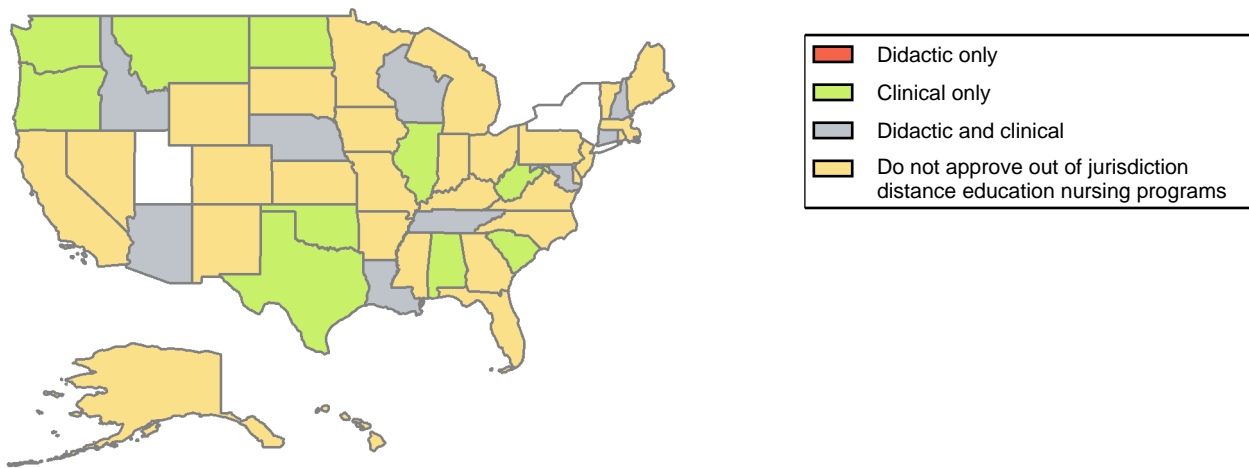
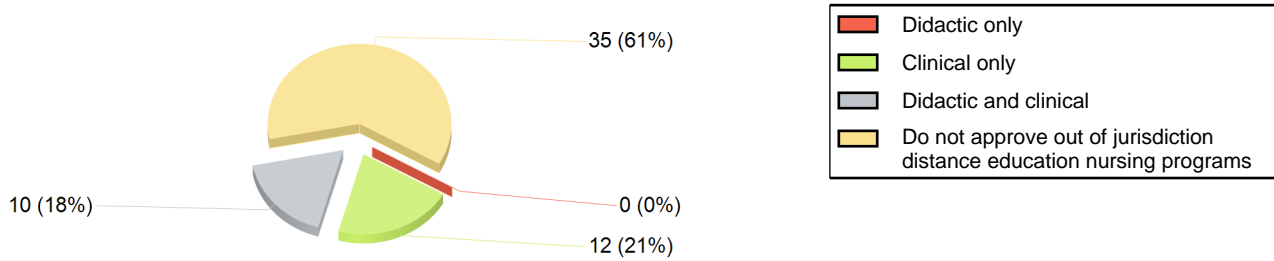
**Q48. When approving your prelicensure nursing programs, do you use the NCSBN Regulatory Guidelines?**



\*PN BONs and US Territories are not displayed on the map. For detailed information, please see the text responses below.

Responses	Jurisdictions	Number of Boards	Percentage of Boards Responding
No	AS, CA-RN, CA-VN, CO, DC, FL, HI, KS, KY, LA-PN, MA, MN, MO, MT, ND, NE-APRN, NM, OH, OK, OR, RI, SC, TN, TX, VA, WA, WI	27	48%
Yes	AK, AL, AR, AZ, CNMI, CT, DE, GU, IA, ID, IL, IN, LA-RN, MD, ME, MI, MS, NC, NE, NH, NJ, NV, PA, SD, VI, VT, WV-PN, WV-RN, WY	29	52%

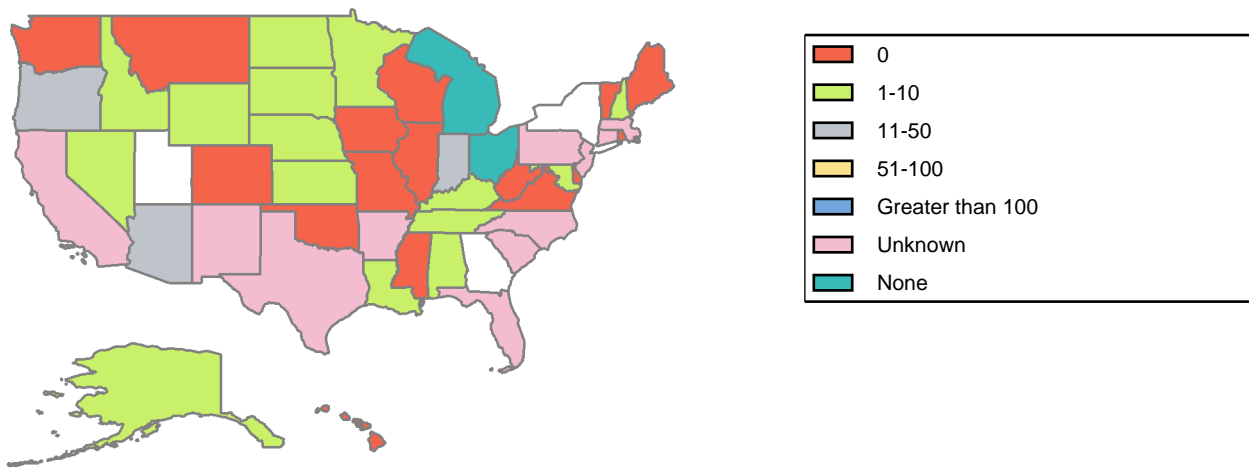
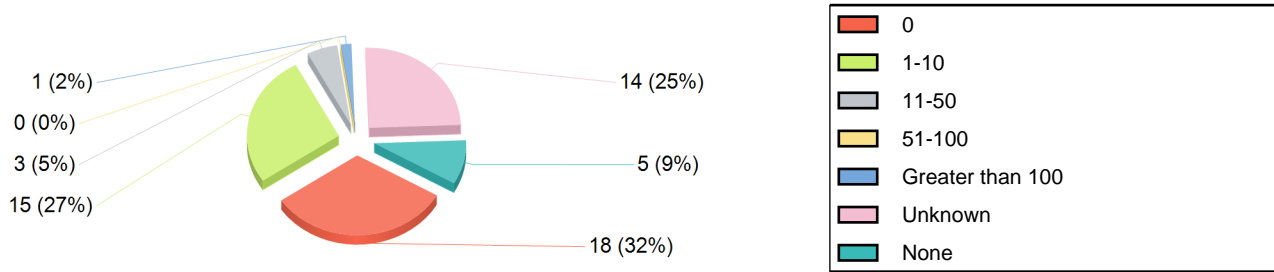
**Q49. Does the Board of Nursing approve out-of-jurisdiction distance education nursing programs?**



\*PN BONs and US Territories are not displayed on the map. For detailed information, please see the text responses below.

Responses	Jurisdictions	Number of Boards	Percentage of Boards Responding
Didactic only		0	0%
Clinical only	AL, CNMI, DC, IL, MT, ND, OK, OR, SC, TX, WA, WV-RN	12	21%
Didactic and clinical	AZ, CT, GU, ID, LA-RN, MD, NE, NH, TN, WI	10	18%
Do not approve out of jurisdiction distance education nursing programs	AK, AR, AS, CA-RN, CA-VN, CO, DE, FL, GA, HI, IA, IN, KS, KY, LA-PN, MA, ME, MI, MN, MO, MS, NC, NE-APRN, NJ, NM, NV, OH, PA, RI, SD, VA, VI, VT, WV-PN, WY	35	61%

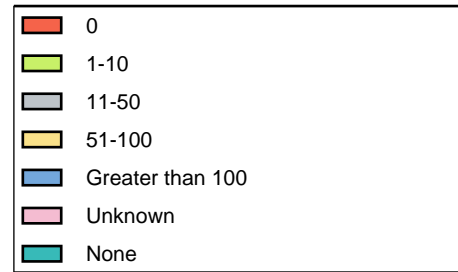
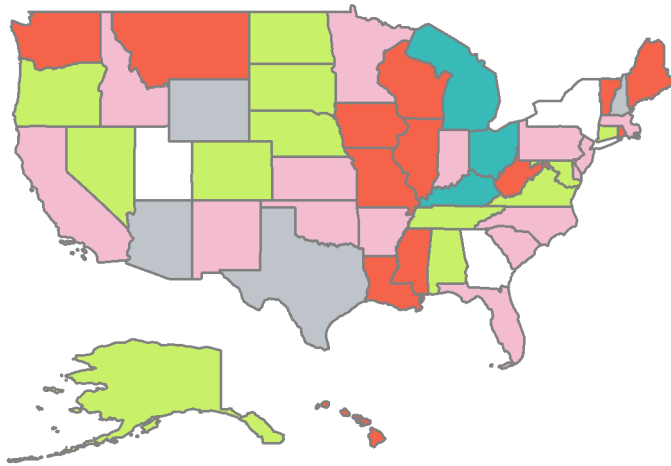
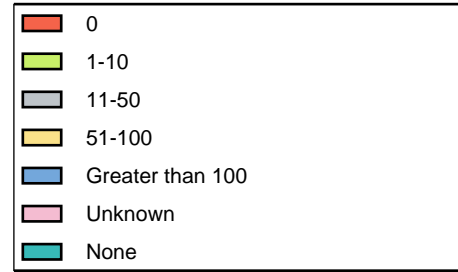
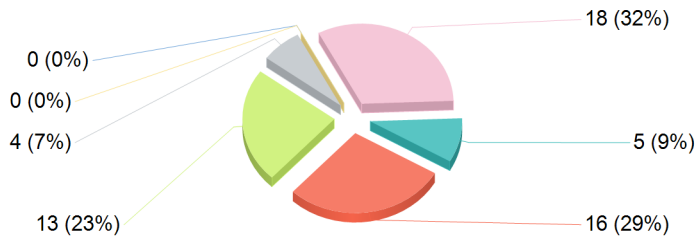
**Q50. Approximately how many complaints does the Board of Nursing receive each year related to in-jurisdiction-based distance education programs?**



\*PN BONs and US Territories are not displayed on the map. For detailed information, please see the text responses below.

Responses	Jurisdictions	Number of Boards	Percentage of Boards Responding
0	CO, DC, DE, HI, IA, IL, ME, MO, MS, MT, OK, RI, VA, VI, VT, WA, WI, WV-RN	18	32%
1-10	AK, AL, ID, KS, KY, LA-RN, MD, MN, ND, NE, NH, NV, SD, TN, WY	15	27%
11-50	AZ, IN, OR	3	5%
51-100		0	0%
Greater than 100	WV-PN	1	2%
Unknown	AR, CA-RN, CA-VN, CT, FL, LA-PN, MA, NC, NE-APRN, NJ, NM, PA, SC, TX	14	25%
None	AS, CNMI, GU, MI, OH	5	9%

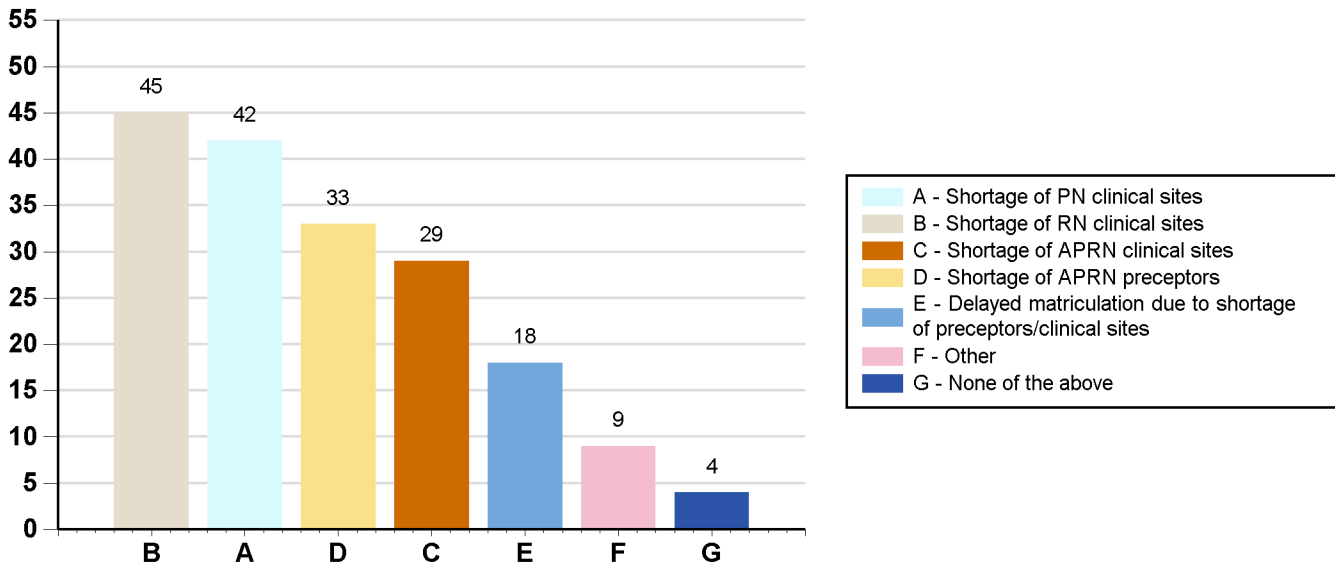
Q51. Approximately how many complaints does the Board of Nursing receive each year related to out-of-jurisdiction based distance education programs?



\*PN BONs and US Territories are not displayed on the map. For detailed information, please see the text responses below.

Responses	Jurisdictions	Number of Boards	Percentage of Boards Responding
0	DC, HI, IA, IL, LA-RN, ME, MO, MS, MT, RI, VI, VT, WA, WI, WV-PN, WV-RN	16	29%
1-10	AK, AL, CO, CT, GU, MD, ND, NE, NV, OR, SD, TN, VA	13	23%
11-50	AZ, NH, TX, WY	4	7%
51-100		0	0%
Greater than 100		0	0%
Unknown	AR, CA-RN, CA-VN, DE, FL, ID, IN, KS, LA-PN, MA, MN, NC, NE-APRN, NJ, NM, OK, PA, SC	18	32%
None	AS, CNMI, KY, MI, OH	5	9%

**Q52. Has the Board of Nursing received communication/feedback related to any of the following? (Check all that apply.)**



Responses	Jurisdictions	Number of Boards	Percentage of Boards Responding
Shortage of PN clinical sites	AK, AL, AR, AS, AZ, CA-VN, CO, CT, FL, HI, IA, IL, IN, KS, KY, LA-PN, MA, MD, MI, MN, MO, MS, MT, NC, NE, NH, NJ, NM, NV, OH, OK, OR, PA, SC, SD, TN, TX, VA, VT, WA, WV-PN, WY	42	75%
Shortage of RN clinical sites	AK, AL, AR, AS, AZ, CA-RN, CO, CT, DC, FL, HI, IA, IL, IN, KS, KY, LA-RN, MA, MD, ME, MI, MN, MO, MS, MT, NC, NE, NH, NJ, NM, NV, OH, OK, OR, PA, RI, SC, SD, TN, TX, VA, VT, WA, WV-RN, WY	45	80%
Shortage of APRN clinical sites	AL, AR, AZ, CA-RN, CT, DC, FL, HI, IA, IN, KY, LA-RN, MD, MN, MO, MT, NE-APRN, NH, NM, OR, RI, SD, TN, TX, VA, VT, WA, WV-RN, WY	29	52%
Shortage of APRN preceptors	AK, AL, AR, AZ, CA-RN, CT, DC, DE, FL, IA, IL, IN, KY, LA-RN, MD, ME, MN, MO, MT, ND, NE-APRN, NH, OR, PA, RI, SD, TN, TX, VA, VT, WA, WV-RN, WY	33	59%
Delayed matriculation due to shortage of preceptors/clinical sites	AL, AZ, CA-RN, CT, FL, HI, IN, LA-PN, LA-RN, MD, MN, NM, OK, OR, TN, VA, WA, WY	18	32%
Other	AR, DC, GU, KS, MN, MT, NM, VA, WA	9	16%
None of the above	CNMI, ID, VI, WI	4	7%